




January 2026

DIVERSIFIED OIL & GAS PRODUCER FOCUSED ON **LONG TERM VALUE CREATION**



GENERAL ADVISORY



The information contained in this presentation does not purport to be all-inclusive or contain all information that readers may require. You are encouraged to conduct your own analysis and review of Gran Tierra Energy Inc. ("Gran Tierra", "GTE", or the "Company") and of the information contained in this presentation. Without limitation, you should read the entire record of publicly filed documents relating to the Company, consider the advice of your financial, legal, accounting, tax and other professional advisors and such other factors you consider appropriate in investigating and analyzing the Company. You should rely only on the information provided by the Company and not rely on parts of that information to the exclusion of others. The Company has not authorized anyone to provide you with additional or different information, and any such information, including statements in media articles about Gran Tierra, should not be relied upon. No representation or warranty, express or implied, is made by Gran Tierra as to the accuracy or completeness of the information contained in this document, and nothing contained in this presentation is, or shall be relied upon as, a promise or representation by Gran Tierra.

An investment in the securities of Gran Tierra is speculative and involves a high degree of risk that should be considered by potential purchasers. Gran Tierra's business is subject to the risks normally encountered in the oil and gas industry and, more specifically, certain other risks that are associated with Gran Tierra's operations and current stage of development. An investment in the Company's securities is suitable only for those purchasers who are willing to risk a loss of some or all of their investment and who can afford to lose some or all of their investment. You should carefully consider the risks described under the heading "Risk Factors" and elsewhere in the Company's Annual Report on Form 10-K for the year ended December 31, 2024 and in the Company's other SEC filings available at www.grantierra.com.

In this presentation, unless otherwise indicated, all dollar amounts are expressed in US dollars and all production, reserves and resources are working interest before royalties ("WI"). Please see the appendices to this presentation for important advisories relating to the Company's presentation of oil and gas information, oil and gas activities and financial information, including the presentation of non-GAAP measures.

Forward-Looking Information Cautionary Advisory

This presentation contains opinions, forecasts, projections, and other statements about future events or results that constitute forward-looking statements within the meaning of the United States Private Securities Litigation Reform Act of 1995, Section 27A of the Securities Act of 1933, as amended, and Section 21E of the Securities Exchange Act of 1934, as amended, and financial outlook and forward looking information within the meaning of applicable Canadian securities laws (collectively, "forward-looking statements"). All statements other than statements of historical facts included in this presentation regarding our financial position, estimated quantities and net present value of reserves, business strategy, plans and objectives for future operations, capital spending plans and those statements preceded by, followed by or that otherwise include the words "believe," "expect," "anticipate," "forecast," "budget," "will," "estimate," "target," "project," "plan," "should," "guidance," "outlook," "strives" or similar expressions are forward-looking statements. Such forward-looking statements include, but are not limited to, the Company's expectations regarding the Company's guidance, including future production, operating netback, EBITDA, free cash flow, funds flow from operations (also referred to herein as "cash flow"), reserve life index, estimated quantities and net present values of reserves, its capital program, including the timing of its drilling and workover plan, capital spending plans and any benefits of the changes in the Company's capital program or expenditures, debt repayments, share repurchases, the benefits of derivative transactions, drilling schedule, exploration costs, well performance and production, the restart of production and workover activity, future development costs, infrastructure schedules, waterflood impacts and plans, forecast prices, five-year outlook, including production, capital expenditures, funds flow, free cash flow and EBITDA, estimated recovery factors, liquidity and access to capital, future plans when oil prices increase, the Company's strategies and results thereof, the Company's operations including planned operations, the use and the benefits of government programs, the Company's expectations regarding its environmental, social and governance program, disruptions to operations and the volatility in industry conditions. Statements relating to "reserves" are also deemed to be forward-looking statements, as they involve the implied assessment, based on certain estimates and assumptions, including that the reserves described can be profitably produced in the future.

Among the important factors that could cause actual results to differ materially from those indicated by the forward-looking statements in this press release are: Gran Tierra's ability to successfully integrate the assets and operations of i3 Energy Plc ("i3Energy") and realize the anticipated benefits and operating synergies expected from the acquisition of i3 Energy, certain of Gran Tierra's operations are located in South America and unexpected problems can arise due to guerrilla activity, strikes, local blockades or protests; technical difficulties and operational difficulties may arise which impact the production, transport or sale of our products; other disruptions to local operations; global and regional changes in the demand, supply, prices, differentials or other market conditions affecting oil and gas, including inflation and changes resulting from a global health crisis, geopolitical events, including the conflicts in Ukraine and the Gaza region or

from the imposition or lifting of crude oil production quotas or other actions that might be imposed by OPEC and other producing countries and the resulting company or third-party actions in response to such changes; changes in commodity prices, including volatility or a prolonged decline in these prices relative to historical or future expected levels; the risk that current global economic and credit conditions may impact oil prices and oil consumption more than Gran Tierra currently predicts, which could cause Gran Tierra to further modify its strategy and capital spending program; prices and markets for oil and natural gas are unpredictable and volatile; the effect of hedges, the accuracy of productive capacity of any particular field; geographic, political and weather conditions can impact the production, transport or sale of our products; the ability of Gran Tierra to execute its business plan, which may include acquisitions, and realize expected benefits from current or future initiatives; the risk that unexpected delays and difficulties in developing currently owned properties may occur; the ability to replace reserves and production and develop and manage reserves on an economically viable basis; the accuracy of testing and production results and seismic data, pricing and cost estimates (including with respect to commodity pricing and exchange rates); the risk profile of planned exploration activities; the effects of drilling down-dip; the effects of waterflood and multi-stage fracture stimulation operations; the extent and effect of delivery disruptions, equipment performance and costs; actions by third parties; the timely receipt of regulatory or other required approvals for our operating activities; the failure of exploratory drilling to result in commercial wells; unexpected delays due to the limited availability of drilling equipment and personnel; volatility or declines in the trading price of our common stock or bonds; the risk that Gran Tierra does not receive the anticipated benefits of government programs, including government tax refunds; Gran Tierra's ability to access debt or equity capital markets from time to time to raise additional capital, increase liquidity, fund acquisitions or refinance debt; Gran Tierra's ability to comply with financial covenants in its indentures and make borrowings under its credit agreements; and the risk factors detailed from time to time in Gran Tierra's periodic reports filed with the Securities and Exchange Commission, including, without limitation, under the caption "Risk Factors" in Gran Tierra's Annual Report on Form 10-K for the year ended December 31, 2024 and its other filings with the Securities and Exchange Commission. These filings are available on the Securities and Exchange Commission website at <http://www.sec.gov> and on SEDAR+ at www.sedarplus.com. Although the current guidance, capital spending program and long term strategy of Gran Tierra are based upon the current expectations of the management of Gran Tierra, should any one of a number of issues arise, Gran Tierra may find it necessary to alter its business strategy and/or capital spending program and there can be no assurance as at the date of this presentation as to how those funds may be reallocated or strategy changed and how that would impact Gran Tierra's results of operations and financial position. Forecasts and expectations that cover multi-year time horizons (including 5-year horizons) or are associated with 2P and 3P reserves inherently involve increased risks and actual results may differ materially. Unrisked commercial resources are highly speculative and do not represent current reserves, future production or even future possible reserves.

The forward-looking statements contained in this presentation are based on certain assumptions made by Gran Tierra based on management's experience and other factors believed to be appropriate. Gran Tierra believes these assumptions to be reasonable at this time, but the forward-looking statements are subject to risk and uncertainties, many of which are beyond Gran Tierra's control, which may cause actual results to differ materially from those implied or expressed by the forward looking statements. All forward-looking statements are made as of the date of this presentation and the fact that this presentation remains available does not constitute a representation by Gran Tierra that Gran Tierra believes these forward-looking statements continue to be true as of any subsequent date. Actual results may vary materially from the expected results expressed in forward-looking statements. Gran Tierra disclaims any intention or obligation to update or revise any forward-looking statements, whether as a result of new information, future events or otherwise, except as expressly required by applicable law.

The estimates of future production, future cash flow, funds flow, free cash flow, EBITDA, total capital, certain expenses and costs, debt repayments and debt positions (including "net debt") may be considered to be future-oriented financial information or a financial outlook for the purposes of applicable Canadian securities laws. Financial outlook and future-oriented financial information contained in this presentation about prospective financial performance, financial position or cash flows are provided to give the reader a better understanding of the potential future performance of the Company in certain areas and are based on assumptions about future events, including economic conditions and proposed courses of action, based on management's assessment of the relevant information currently available, and to become available in the future. In particular, this presentation contains projected financial and operational information for 2025 and 5-year horizons. These projections contain forward-looking statements and are based on a number of material assumptions and factors set out above. Actual results may differ significantly from the projections presented herein, particularly with respect to projected information when given over extended periods of time. The actual results of Gran Tierra's operations for any period could vary from the amounts set forth in these projections, and such variations may be material. See above for a discussion of the risks that could cause actual results to vary. The future-oriented financial information and financial outlooks contained in this presentation have been approved by management as of the date of this presentation. Readers are cautioned that any such financial outlook and future-oriented financial information contained herein should not be used for purposes other than those for which it is disclosed herein. The Company and its management believe that the prospective financial information has been prepared on a reasonable basis, reflecting management's best estimates and judgments, and represent, to the best of management's knowledge and opinion, the Company's expected course of action. However, because this information is highly subjective, it should not be relied on as necessarily indicative of future results. See Gran Tierra's press releases dated December 10, 2025, for additional information regarding the 2026 guidance and five-year outlook referred to herein.

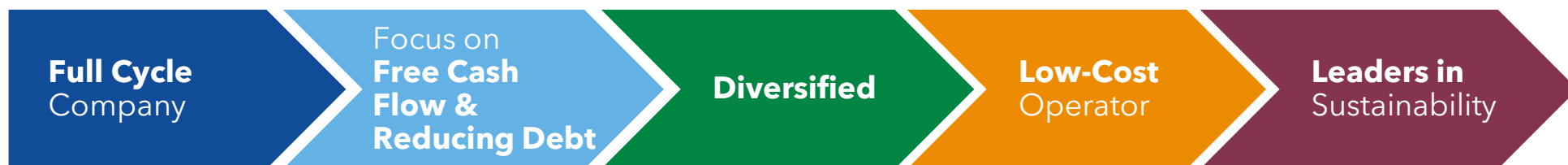
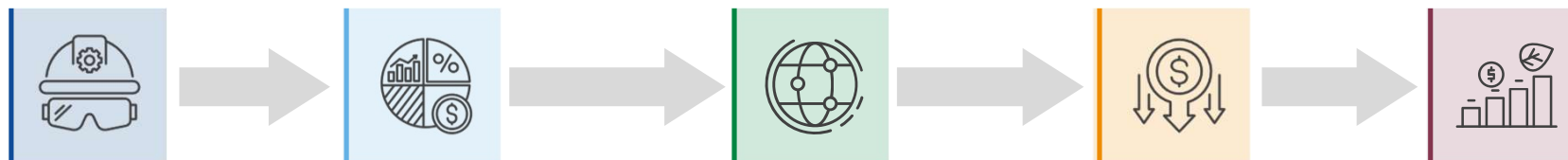
INTRODUCTION

Slide 3

www.grantierra.com



WHO IS GRAN TIERRA?



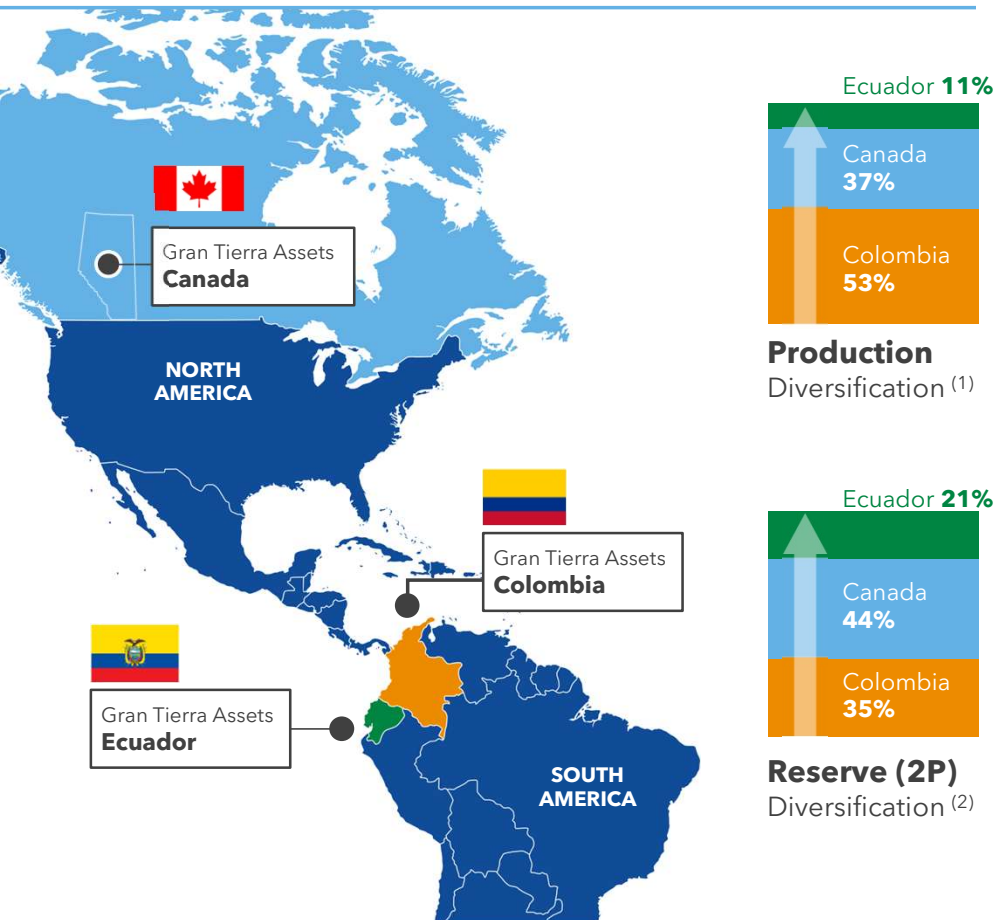
- » Focused on reinvesting in the business to meet the world's growing energy demand by exploring, developing and optimizing its portfolio
- » Achieved seven consecutive years of reserve growth
- » Since January 1, 2022, Gran Tierra has repurchased ~7 million shares or 22% of its outstanding shares¹
- » Gran Tierra has repurchased US\$21 million of its 2029 Notes during the year
- » GTE's portfolio is diversified across multiple geographies and supported by a balanced product mix
- » Strong asset portfolio offers an attractive mix of growth and mature assets that are regionally diverse
- » Focused on continuous improvement
- » Driving down costs through innovation, technology, drilling, completion and operating costs
- » Top quartile safety performance²
- » Social license to operate through active engagement and investment in areas of operations

GTE is an **independent international energy** company focused on **Canada, Colombia and Ecuador**

1) Based on January 1, 2022 opening share balance
 2) As per internal study conducted with the Colombian HSE National Committee comparing Colombian E&P producers

GRAN TIERRA SNAPSHOT

CORE AREAS WITH SCALABLE UPSIDE AND DEVELOPMENT OPPORTUNITIES



Highlights



December 2025
Production
**~48
MBOEPD (1)**



Liquids/Gas (1)
~83%/17%



DIVERSIFIED
High-quality
asset base



100%
operated in
S. America



**BALANCED
RESERVE
BASE**



~59% (4)
operated in
Canada

ACREAGE



Canada
1.2 million
Gross acres



South America
1.5 million
Gross acres

Reserve Highlights (2)

1P Reserves

142 MMBOE (2)

8 Years RLI (1)

2P Reserves

258 MMBOE (2)

15 Years RLI (1)

1P After-Tax NPV10

US\$1.1 billion (2)

US\$13.61
NAV/share (2) (3)

2P After-Tax NPV10

US\$1.8 billion (2)

US\$31.18
NAV/share (2) (3)

Building scale & diversification – creating runway for profitable growth & optimum capital allocation

1) Based on Gran Tierra's December monthly production

2) Per McDaniel Reserves Report with an effective date of December 31, 2025.

3) Based on December 31, 2025, share count of 35.30MM shares, and 2025 year-end net debt of \$657MM, comprised of senior notes outstanding of \$741MM (gross) less cash and cash equivalents of \$83MM.

4) Based on the Proved Developed Producing W1 reserves per the McDaniel's Reserve Report with an effective date of December 31, 2025

BUILDING FOR THE FUTURE

GRAN TIERRA IS WELL POSITIONED FOR PRODUCTION AND RESOURCE GROWTH



Proven Track Record of Acquiring and Maximizing Value of Oil and Gas Assets

Gran Tierra is positioned for long-term growth, strengthening its oil and gas portfolio through an expanded geographic reach and diversified product streams



Major Capital Spending is Complete For All Major Cash Flow Generating Assets

Major assets such as Acordionero, Central Alberta, Suroriente, and Costayaco currently have no major facility and infrastructure spend remaining, resulting in half cycle economics and high free cash flow generation



Well Positioned To Capture Upside Potential Associated with Increased Energy Demand in North America

World energy consumption is increasing, with natural gas projected to be a key component of energy supply for decades to come



Exciting Portfolio With Clear Growth Path

Five-year plan shows clear path to grow production through internally generated cash flows

Balanced portfolio of production and reserve growth, focused on generating FCF



GLOBAL PORTFOLIO



2022-2025: 1P/2P RESERVE¹ AND RESERVE LIFE INDEX GROWTH²

HIGHLIGHTS



Portfolio Longevity

2P RLI of 15 years



Canadian Assets

Significant Unbooked Canadian Gas Inventory



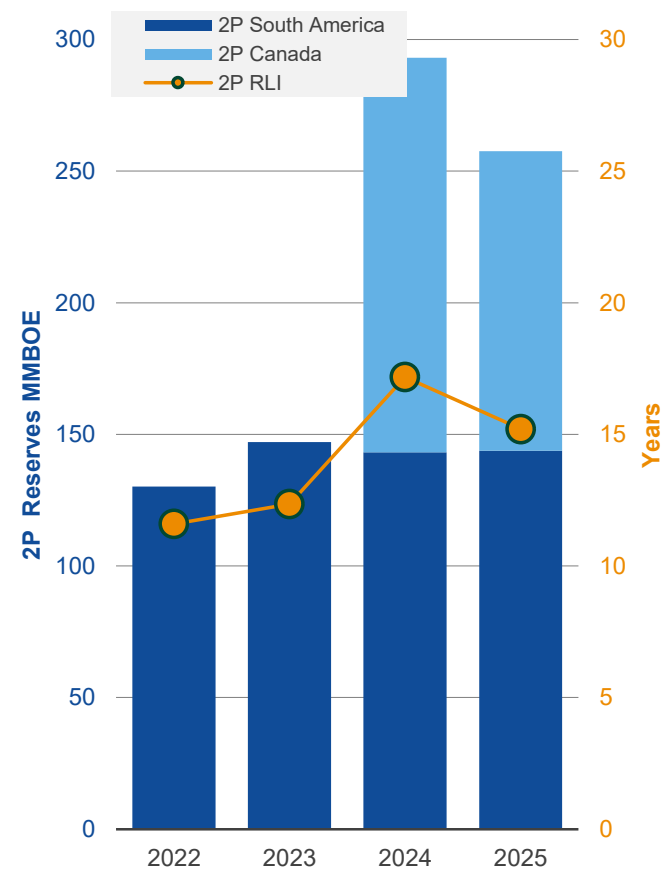
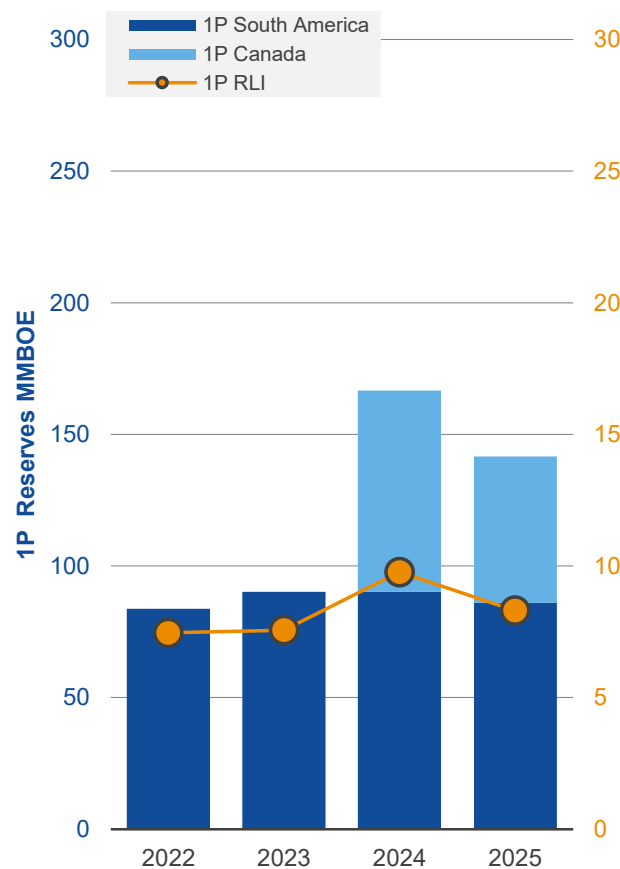
Material Reserve Growth

7th consecutive years reserve replacement



Portfolio Diversity

World class resource base captured across three countries, five basins, and two continents



Assets are expected to generate **significant free cash flow over the next five years**

1) Based on GTE McDaniel December 31, 2022, December 31, 2023, December 31, 2024 & December 31, 2025, Reserve Reports.
2) 2025 RLIs calculated using an annualized WI production figure based on the fourth quarter of 2025. Total production rate was 46,513 BOEPD.

YEAR-END 2025 RESERVES¹

BALANCED PORTFOLIO WITH CASH FLOW GENERATING AND GROWTH ASSETS



HIGHLIGHTS



Achieved

Over 100% of South American PDP and 2P Reserve Replacement



7 consecutive years of 2P Reserves Growth

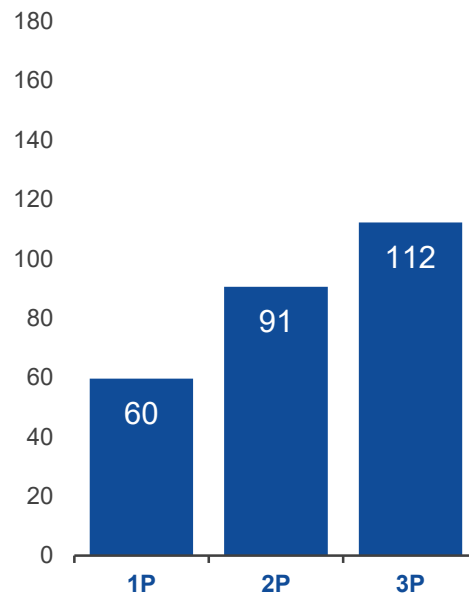


Net Present Value Before Tax Discounted at 10% of \$1.5 billion (1P), \$2.5 billion (2P), and \$3.3 billion (3P)

COLOMBIA

Reserves by Category

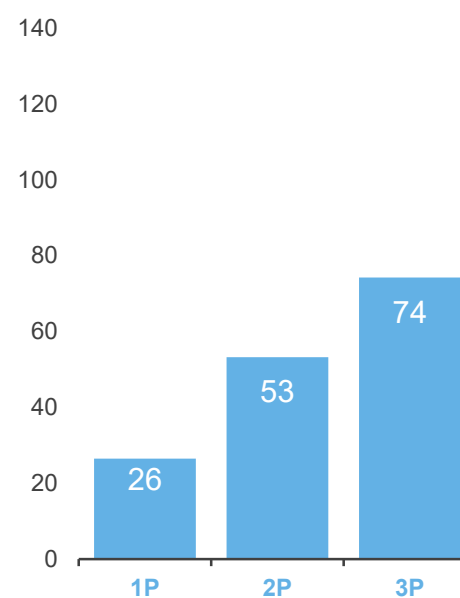
(MMBOE)	1P	2P	3P
December 31, 2025	60	91	112



ECUADOR

Reserves by Category

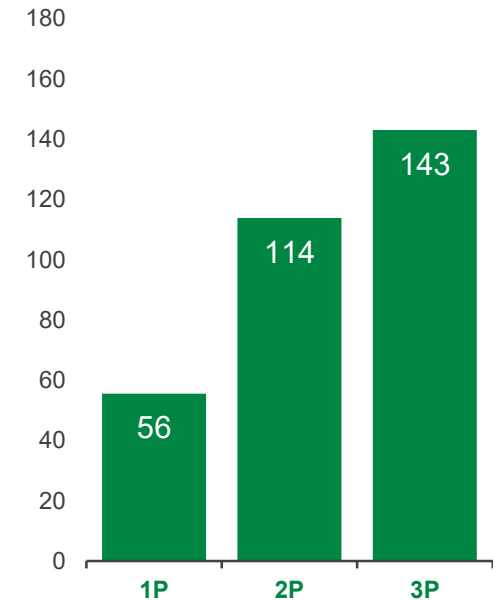
(MMBOE)	1P	2P	3P
December 31, 2025	26	53	74



CANADA

Reserves by Category

(MMBOE)	1P	2P	3P
December 31, 2025	56	114	143



1) Based on GTE McDaniel December 31, 2025, Reserves Report. See appendix for McDaniel Brent oil price forecast

CANADIAN CONTINGENT RESOURCES¹



2025 CONTINGENT RESOURCES - HOADLEY GLAUCONITIC PLAY - NATURAL GAS UPSIDE

HIGHLIGHTS



Substantial Canadian Resource Base

74 MMBOE of unrisked 2C resources



Significant Unbooked Canadian Gas Inventory

of 296,965 MMcf or 0.3 Tcf of unrisked 3C natural gas resources

HOADLEY GLAUCONITIC PLAY

By Product Type	Gross Contingent Resources ¹			
	Unrisked			Risked
	1C	2C	3C	2C
Light and Medium Crude Oil (Mbbls)	825	1,237	1,650	990
Conventional Natural Gas (MMcf)	148,483	222,724	296,965	178,179
Natural Gas Liquids (Mbbls)	23,609	35,413	47,217	28,330
Totals (Mboe)²	49,181	73,771	98,362	59,017

“ Gran Tierra’s portfolio captures a substantial resource base giving option value to natural gas, including approximately **296,965 MMcf or 0.3 trillion cubic feet (“Tcf”)** of unrisked high-estimate contingent resources¹ (“3C”) in the Glauconitic.”

Significant unbooked upside potential for Canadian gas in the long-term

1) For additional information regarding the Company’s contingent resources, including the significant positive and negative factors relevant to the estimate, a description of the applicable projects and related information and the specific contingencies which prevent the classification of the contingent resources as reserves, see the GTE 2025 Statement of Reserves Data dated January 28, 2026.

2) Gran Tierra’s Statement of Reserves Data and Other Oil and Gas Information on Form 51-101F1 dated effective as at December 31, 2025 (the “GTE 2025 Statement of Reserves Data”), which includes disclosure of its oil and gas reserves, contingent and prospective resources and other oil and gas information in accordance with NI 51-101 and COGEH, is available on SEDAR+ at www.sedarplus.ca.

3) Based on Mcf to boe conversion of 6 to 1.

2026 KEY OBJECTIVES



Fully Funded Capital Program Generating Free Cash Flow

Recent exploration success and the strong performance of core assets provided a reserve base to support free cash flow generation



Executing on Strategy of Delivering Value

Focused on high-return, quick-payout development projects across South America and Canada



Continue to optimize waterfloods

Increase reserves with modest capital expenditures



Strengthening Financial Position

Addressing near-term debt amortization while continuing to optimize long-term value of GTE's asset portfolio

2026 Budget¹

	Low Case	Base Case	High Case
Brent Oil Price (\$/bbl)	55.00	65.00	75.00
WTI Oil Price (\$/bbl)	51.00	61.00	71.00
AECO Natural Gas Price (\$/CAD/thousand cubic feet)	3.00	3.00	4.00
Total Company Production (BOEPD)	42,000–47,000	42,000–47,000	42,000–47,000
Operating Netback ² (\$ million)	245 - 295	325 - 375	415 - 465
EBITDA² (\$ million)	220 - 270	280 - 330	365 - 415
Cash Flow ² (\$ million)	130 - 170	185 - 225	250 - 290
Total Capital (\$ million)	110 - 150	120 - 160	120 - 160
Free Cash Flow² (\$ million)	10 - 30	60 - 80	120 - 140
Number of Development Wells (gross)	8 - 10	8 - 10	8 - 10
Number of Exploration Wells (gross)	-	-	-

2026 Budget by Country - Base Case

	Canada	Colombia	Ecuador
Production (BOEPD)	15,000-16,000*	21,000-24,000	6,000-7,000
Per Barrel (\$/boe)			
Realized Price	19.00 - 20.00	45.00 - 47.00	40.00 - 42.00
Operating and Transportation Expense	9.50 - 10.50	17.00 - 18.00	13.00 - 14.00
Netback	9.00 - 10.00	27.00 - 30.00	26.00 - 29.00

Budgeted Base Case Costs

Costs per BOE (\$/boe)

Lifting	13.00 - 14.00
Transportation	1.00 - 1.50
General & Admin.	2.50 - 3.00
Interest	5.00 - 5.50
Current Tax	0.50 - 1.00



Gran Tierra is focused on **free cash flow generation and maximizing the value of GTE's portfolio**

¹ See Gran Tierra's 2026 Guidance press release dated December 10, 2025, for more details and disclaimers on original guidance.

² Operating netback, EBITDA, cash flow and free cash flow are non-GAAP measures and do not have standardized meanings under GAAP. Cash flow refers to funds flow from operations. Free cash flow is defined as "net cash provided by operating activities" less capital spending. Refer to "Non-GAAP Measures" in the appendix.

* Canada's production is comprised of approximately 49% natural gas, 24% oil and 27% NGLs

DEBT MATURITY PROFILE ALIGNED WITH FUTURE CASH FLOWS

DEBT INSTRUMENTS



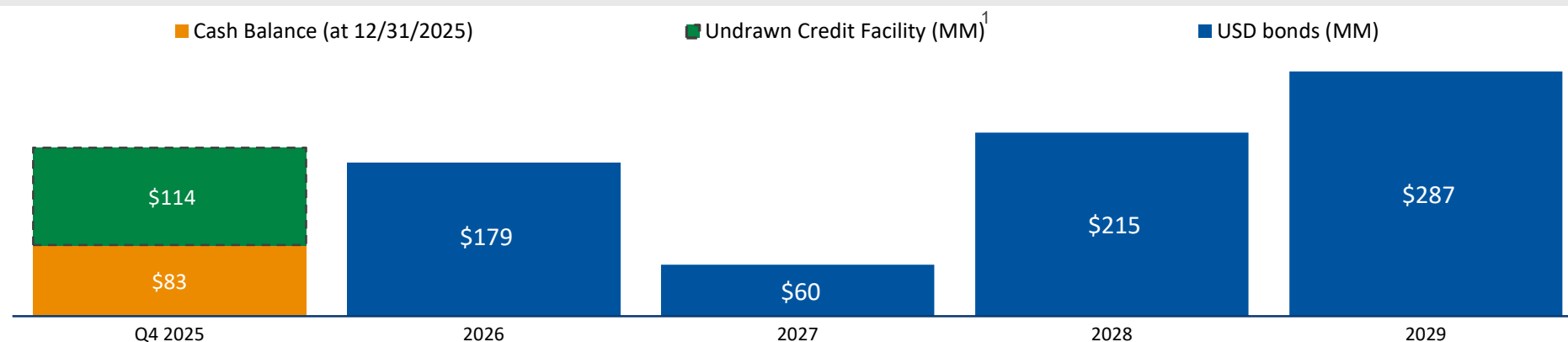
US\$741MM of Gross Debt

- » \$716 MM: 9.5% p.a. coupon (amortization schedule: 2026: 25%; 2027: 5%; 2028: 30%; 2029: 40%. With payments due in October of the respective year)
- » \$24 MM: 7.75% p.a. coupon due 2027

OIL AND GAS HEDGING STRATEGY

- » Gran Tierra has a robust risk management strategy that is focused on limiting downside while maintaining upside exposure:
 - » Rolling 12-month program with rollovers each month – puts, calls, and swaps
 - » Targeting 30-50% of volumes hedged looking forward 6 months, and targeting 20-30% of volumes hedged for the period of 7-12 months out

AMORTIZATION SCHEDULE



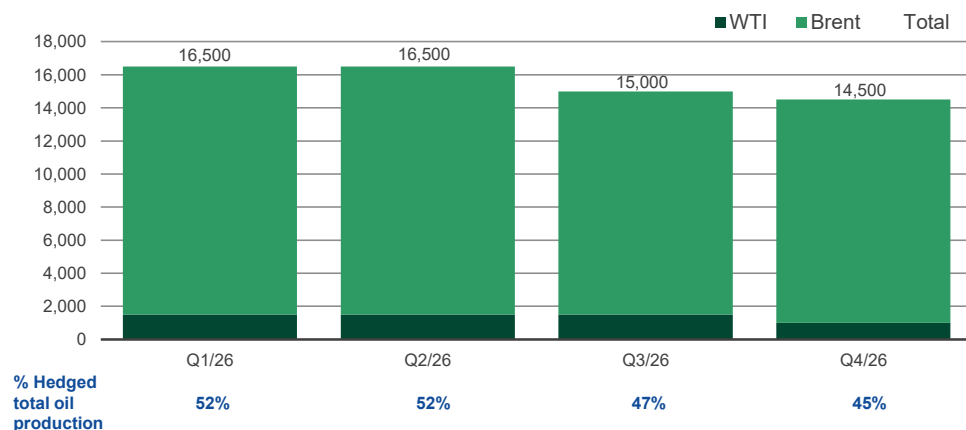
Gran Tierra's 2026 strategy sets a **clear path to meeting near-term debt obligations**

1) Includes GTE's US\$54 million credit facility (amended from US\$35M on October 30, 2025) and US\$60 million reserve-based lending facility (amended from US\$75M on October 24, 2025) as of December 31, 2025.

HEDGING SUMMARY

oil

Crude Oil Barrels Hedged (bbls/d)^{1, 2}

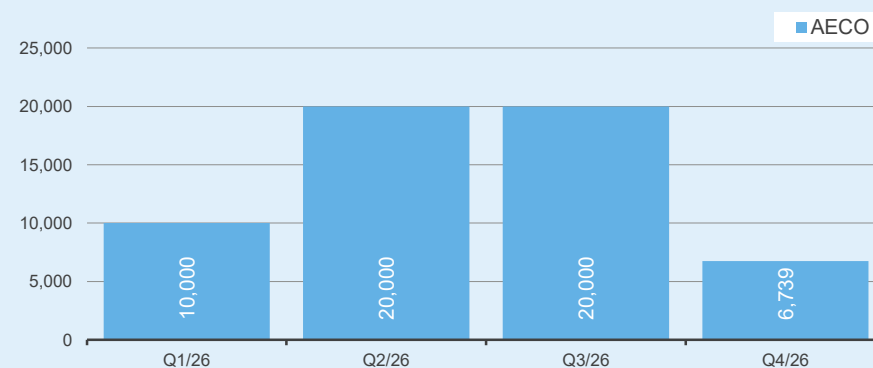


2026 Oil Hedge Summary (~\$USD)

Instrument Type	Amount (KBbl)	Floor (\$/bbl)	Ceiling (\$/bbl)	Percent of total (%)
Put (Brent)	545	63.00	n/a	10
Collar (WTI and Brent)	589	58.00	73.00	10
3 Way (WTI and Brent)	4,568	49.00/59.00	72.00	80

Gas

Natural Gas GJs Hedged (GJs/d)¹



2026 Gas Hedge Summary (\$CAD)

Instrument Type	Amount (GJ/Day)	Floor (\$/GJ)	Ceiling (\$/GJ)	Percent of total (%)
Swap (AECO)	14,200	2.77	2.77	100

- » Rolling 12-month program with rollovers each month – puts, calls, and swaps
- » First 6 months targeting 30% to 50% total volumes hedged, next 6 months 20% to 30%

Gran Tierra continues to methodically layer on both natural gas and oil hedges for 2026

1) Hedged amounts are based on the quarterly average
2) % hedged is based on 2026 Guidance oil production of ~32,000 bbls/d

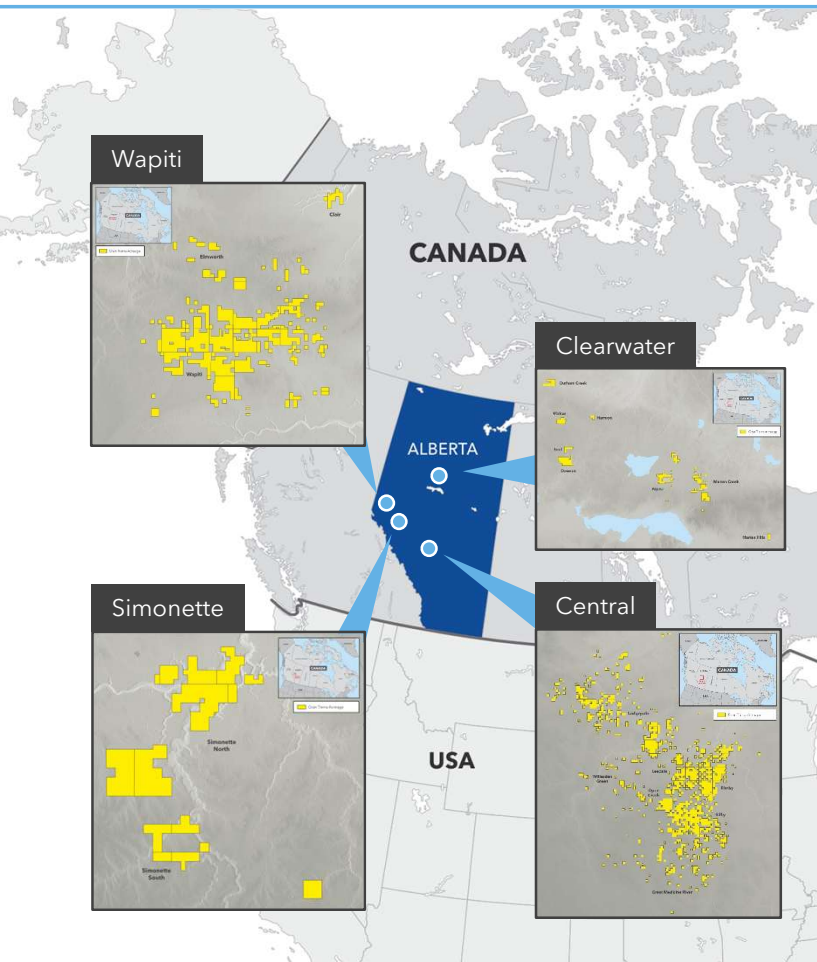
ASSET OVERVIEW

Slide 13

www.grantierra.com



2026+ DIVERSIFIED OPPORTUNITY PORTFOLIO



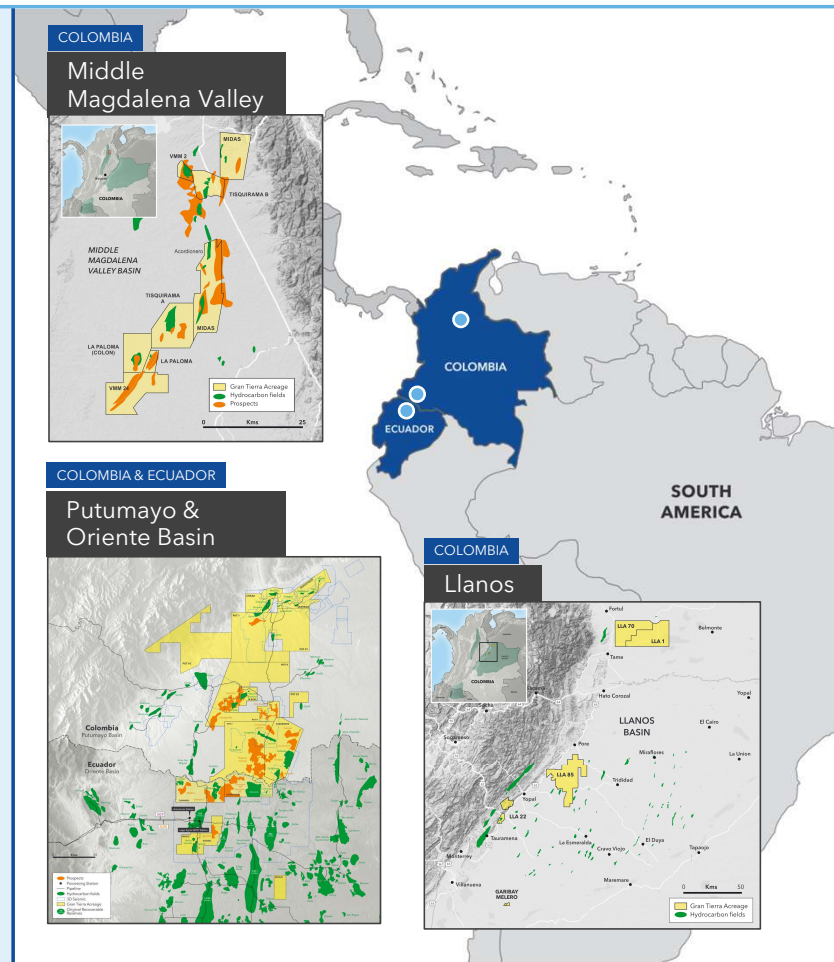
**Portfolio in 5 proven
multizone basins**



**18+ reservoirs
10+ oil / 4+ LRG /
4+ gas-diversified**



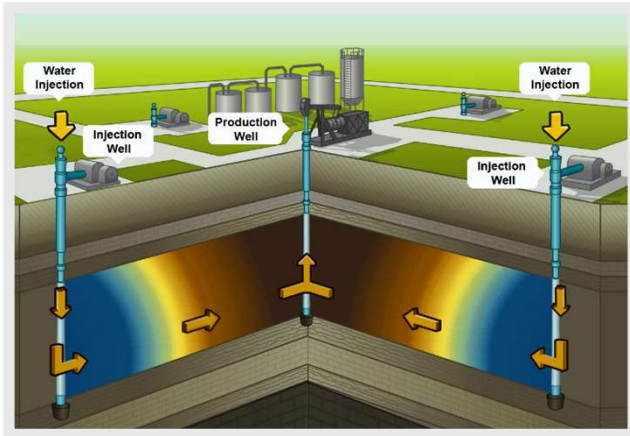
**Predictive Mapping
High quality reservoirs**



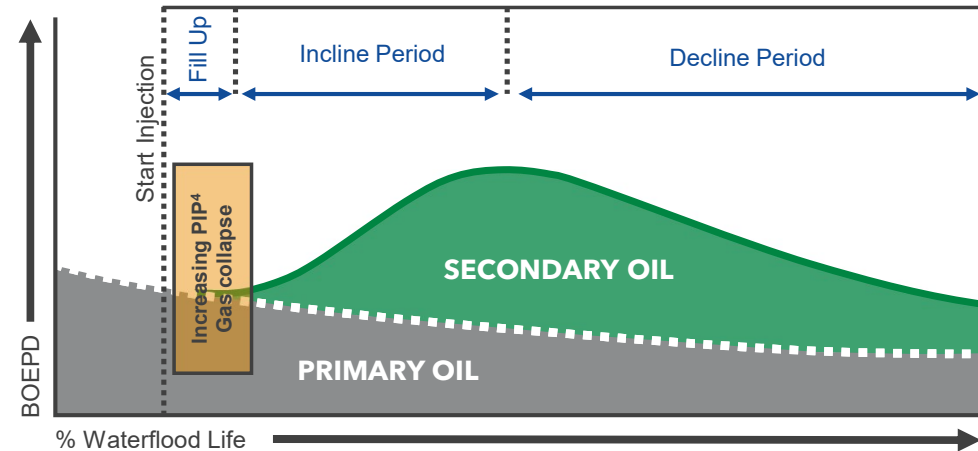
Gran Tierra is focused on developing its diverse portfolio of opportunities

SUCCESSFUL AND EFFICIENT BUSINESS MODEL RESULTING IN **SOLID OIL RECOVERY FACTORS**

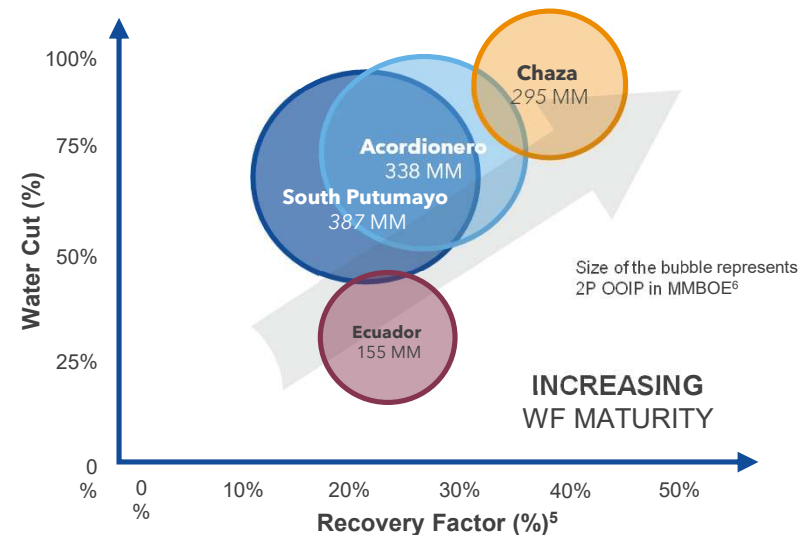
WATERFLOOD OIL RECOVERY PROCESS SCHEMATIC¹



TYPICAL WATERFLOODS SIGNIFICANTLY INCREASE PRODUCTION, RECOVERY FACTORS & RESERVES²

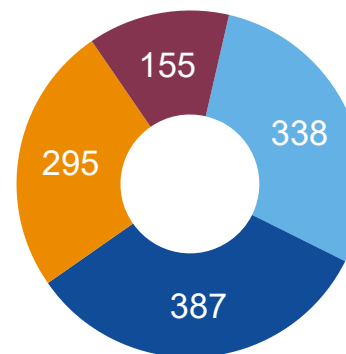


WATERFLOOD - POTENTIAL TO DOUBLE ULTIMATE RECOVERY³



2P ORIGINAL SOUTH AMERICAN OIL-IN-PLACE⁶ (MMBBLs)

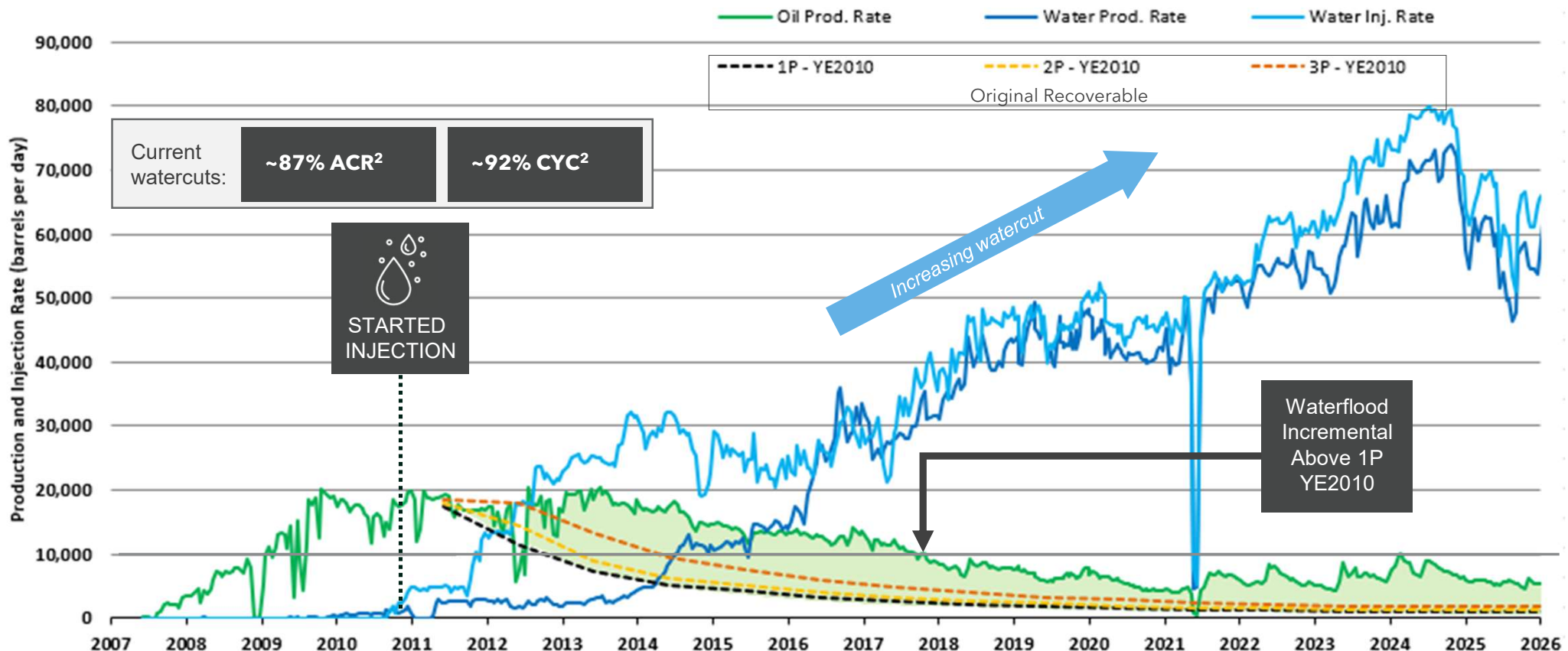
■ Acordionero ■ South PUT⁷ ■ Chaza⁸ ■ Ecuador



**~1.2 Billion
bbls⁶**
2P Original Oil-In-Place (OOIP) in South America available for waterflooding

Refer to appendix for footnotes.

COSTAYACO WATERFLOOD PERFORMANCE - HISTORICAL



2010 YE Reserves (MMbbl)

1P	2P	3P
24	29	38

Production YE 2010 to 2025 (MMbbl)

YE 10 to 25
57

December 31, 2025 Reserves (MMbbl)³

1P	2P	3P
13	16	18



Water injection through water flooding moves 2P and 3P reserves to 1P

1) See appendix for "Presentation of Oil & Gas Information" in respect of reserves information that is not as at December 31, 2024
 2) ACR – Acordionero Field; CYC – Costayaco Field
 3) Based on Gran Tierra McDaniel Reserves Report with an effective date of December 31, 2025

ACORDIONERO OVERVIEW



100%
Working Interest



November 2039
Contract Expiry



~13,600 BOPD
Q3 YTD Production

~13,000 BOPD
Q3 2025 Production

Asset Overview

- » Acordionero (ACD) is a cash cow, generating ~\$195MM of free cash flow² on average per year, since 2022
- » New max injection reached of 85,000 bwipd
- » **Mandrel injection, updip injection, and waterflood optimization** has been successful in flattening decline and stabilizing production
- » Facility expansion expected to increase throughput to **150K to 200K bfpd** as field develops
- » First expansion phase completed to **100k bfpd capacity** in December and plan to **grow to 150k bfpd** and beyond in the next 5 years
- » **Typical Drill Metrics (Gross):** Total D&C: \$2.1 MM, **IP30 (bopd):** 250-350, EUR (MMBBL): 0.3-0.5



Activity Map



Reserves

Summary December 31, 2025 ¹	PDP	1P	2P	3P
MMBOE	17	28	35	41
OOIP (MMBBL)	338	338	338	338
Recovery Factor (%)	21	24	27	29
Cum Production (MMBBL)	53			

ACD is a Cash Cow generating \$1.1B of free cash flow² inception to date

1) Based on Gran Tierra McDaniel Reserves Report with an effective date of December 31, 2025

2) "Free cash flow" is a non-GAAP measure and does not have a standardized meaning under GAAP. Refer to "Non-GAAP Measures" in the appendix

CHAZA OVERVIEW



100%
Working Interest



**June 2033 (CYC)
Dec 2037 (MQT)**
Contract Expiry



~6,500 BOPD
Q3 YTD Production

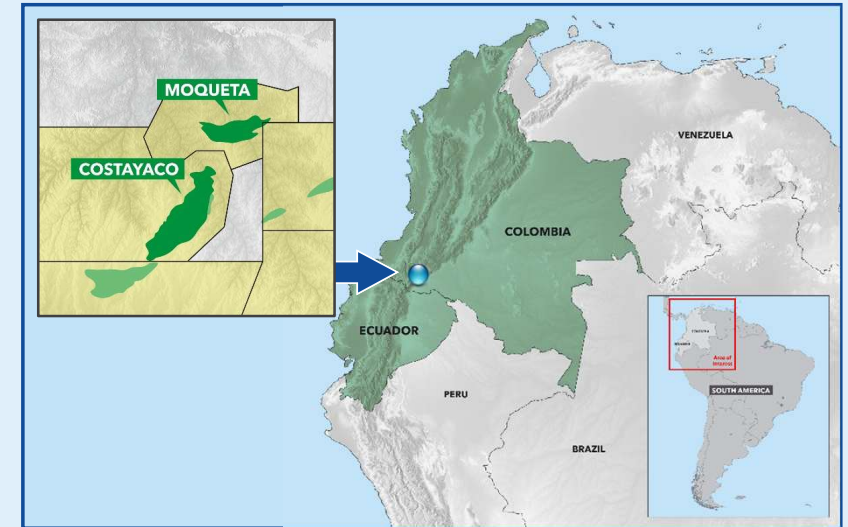
~5,700 BOPD
Q3 2025 Production

Asset Overview

- » Successful infill wells have confirmed **unswept areas** in the Costayaco (CYC) and Moqueta (MQT) fields
- » Gran Tierra's northern Costayaco development program delivered strong results in the third quarter, with three new wells (CYC-63/64/65) **averaging IP30 (BOPD) of 850**, and an artificial lift conversion to ESPs underway that is expected to **add a further ~1,000–1,500 bopd**
- » Facility **expansions** in CYC to increase throughput to **120-160K BWPD** as field develops



Activity Map



Reserves

Summary December 31, 2025 ¹	PDP	1P	2P	3P
MMBOE	10	17	22	24
OOIP (MMBBL)	352	354	354	354
Recovery Factor (%)	28	31	33	35
Cum Production (MMBBL)	87			

Executing previously defined strategy, optimizing plans based on learnings, **improving recovery**

1) Based on Gran Tierra McDaniel Reserves Report with an effective date of December 31, 2025.

SURORIENTE OVERVIEW



47%
Working Interest



Sept. 2043
Contract Expiry



~2,700 BOPD
Q3 YTD Production

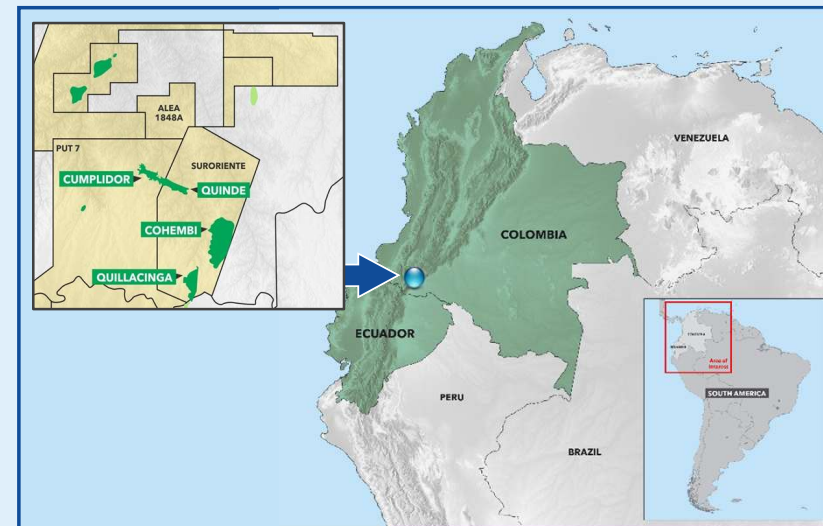
~4,250 BOPD
Current Production

Asset Overview

- » In September 2023, a 20-year contract extension began for the block
- » During the fourth quarter of 2025, gross production at Cohembi increased to approximately **9,100 bopd**, driven by the successful delivery of the Raju-1 well and a strong response from the ongoing waterflood program in the northern portion of the field.
- » Gran Tierra plans to **drill four gross development wells** in Cohembi during the **first half of 2026**
- » Gran Tierra expects its capital carry commitments to be **completed by mid-2026**, after which working interest and cost sharing will revert to standard terms, improving Gran Tierra's cash netbacks, and capital efficiency on future activity



Activity Map



Reserves

Summary December 31, 2025 ¹	PDP	1P	2P	3P
MMBOE	6	11	16	20
OOIP (MMBBL)	286	286	309	337
Recovery Factor (%)	20	24	27	29
Cum Production (MMBBL)	44			

Material upside exists in **waterflood optimization and infill drilling**

1) Based on Gran Tierra McDaniel Reserves Report with an effective date of December 31, 2025.

CHANANGUE OVERVIEW



100%
Working Interest



20 years
Field Development
Plan approved Oct
2025



~1,300 BOPD
Q3 YTD Production

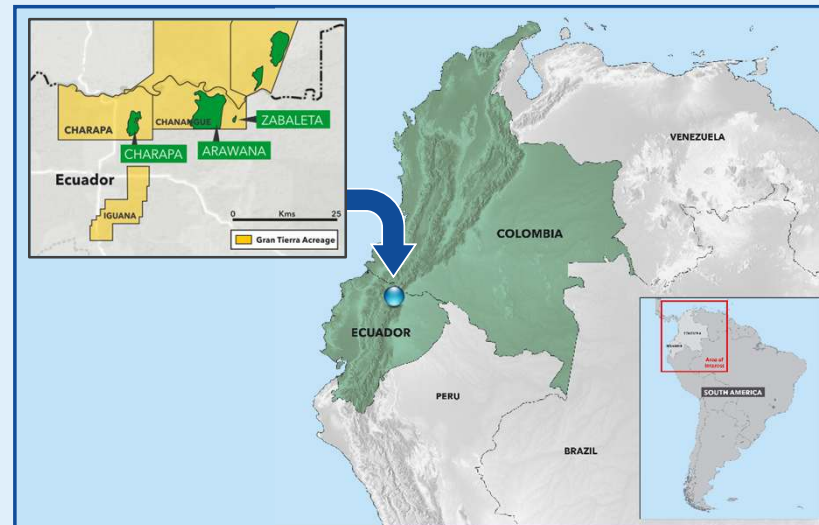
~1,000 BOPD
Q3 2025 Production

Asset Overview

- » In late third quarter 2025, a re-entry of the legacy Chanangue-1 well uncovered a new Basal Tena oil discovery, now producing ~600 bopd on jet pump, **highlighting meaningful reserve potential and future drilling opportunities on the eastern side of the block**
- » 20-year contract for the block commencing after the end of the exploration phase
- » A successful injectivity test in the Basal Tena in the Chanangue field was completed, **a key technical milestone** supporting the water injection pilot.
 - Construction of the associated water treatment and injection facilities is in progress, targeting an early 2026 injection start
- » Additionally, Gran Tierra is planning for a second injector conversion in the Basal Tena at Chanangue in Q2 2026.



Activity Map



Reserves

Summary December 31, 2025 ¹	PDP	1P	2P	3P
MMBOE	1	9	18	29
OOIP (MMBBL)	22	69	89	108
Recovery Factor (%)	10	14	20	26
Cum Production (MMBBL)	961			

Multi well pad development and waterflood to drive value

1) Based on Gran Tierra McDaniel Reserves Report with an effective date of December 31, 2025.

CHARAPA OVERVIEW



100%
Working Interest



20 years
Expires when Field
Development Plan is
approved



~2,000 BOPD
Q3 YTD Production

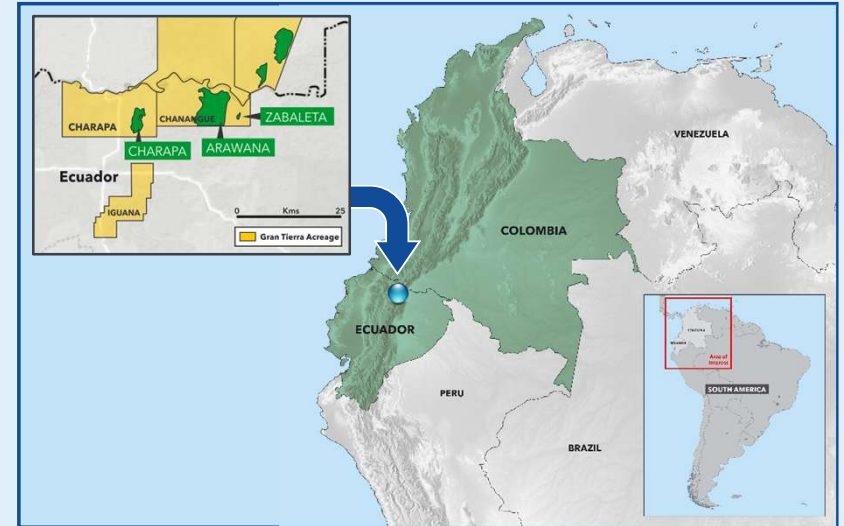
~2,000 BOPD
Q3 2025 Production

Asset Overview

- » 20-year contract for the block commencing after the end of the exploration phase
- » Charapa and Conejo FDPs were formally submitted in Q4 2025 and remain under review
- » **Conejo A-1 & A2 wells:** The wells continue to produce approximately **2,700 barrels of oil per day**, with drilling locations being added to both discoveries
- » IP60 production rates from A1 and A2 are **1,921 and 1,317 bopd**, respectively



Activity Map



Reserves

Summary December 31, 2025 ¹	PDP	1P	2P	3P
MMBOE	2	7	14	19
OOIP (MMBBL)	41	46	67	77
Recovery Factor (%)	9	20	25	29
Cum Production (MBBL)	1,347			

Development strategy includes water injection and horizontal wells to unlock value

1) Based on Gran Tierra McDaniel Reserves Report with an effective date of December 31, 2025.

PERICO & IGUANA OVERVIEW



100%
Working Interest



20 years
Expires when Field
Development Plan is
approved



~950 BOPD
Q3 YTD Production

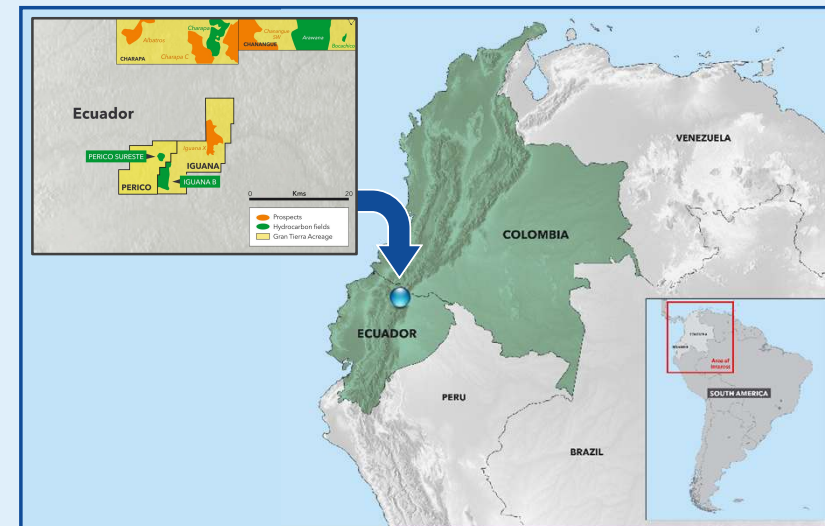
~920 BOPD
Q3 2025 Production

Asset Overview

- » Acquired Perico Block directly adjacent to Gran Tierra's operated Iguana Block, where Gran Tierra has made two oil discoveries in the first half of 2025
- » Field Development Plans ("FDPs")
 - **Perico Block:** Have been submitted and is currently undergoing the regulatory review process
 - **Iguana Block:** FDP was approved in Q1 2026
- » The Perico Block has now been fully integrated into Gran Tierra's portfolio with optimizations being developed to capture synergies in 2026
 - Projects include gas-to-power, waterflood initiation and operational optimizations
- » Injector conversions in the Lower U at the Iguana and Perico fields planned for Q2 and Q3 2026, respectively



Activity Map



Reserves

Summary December 31, 2025 ^{1,2}	PDP	1P	2P	3P
MMBOE	2	5	10	12
OOIP (MMBBL)	42	42	44	44
Recovery Factor (%)	9	15	24	28
Cum Production (MMBBL)	3,371			

Implementation of optimization projects to **unlock synergies**

1) Based on Gran Tierra McDaniel Reserves Report with an effective date of December 31, 2025.
2) Reserves summary includes both the Perico Block and Iguana Block

CLEARWATER OVERVIEW



75%
Working Interest



**No Expiry
Concerns**
Contract Expiry



~400 BOEPD
Q3 YTD Production

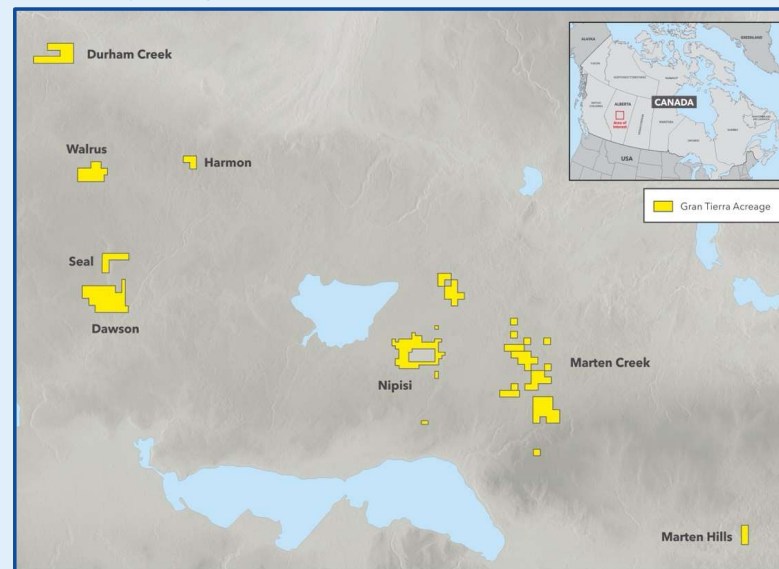
~500 BOEPD
Q3 2025 Production

Asset Overview

- » Exposure to an extensive land base (106,000 gross and 75,000 net acres)
- » Limited Reserves bookings (4 gross and 2 net) - early in the development cycle with significant upside
- » Low capex per well -> Multi-leg (6-8), open hole drilling with no frac
- » Multiple zones, including 9 Clearwater/Falher and 1 Bluesky intervals
- » Gran Tierra is preparing to follow up **Dawson 102/12-11** through advanced core analysis, in which the completion of the core study in 2026 will inform well design, mud system selection, and geological modelling to **maximize development value**



Activity Map



Reserves

Summary December 31, 2025 ¹	PDP	1P	2P	3P
Oil + NGL (MBBL)	344	785	1,374	1,778
Gas (MMCF)	0	0	0	0
Total (MBOE)	344	785	1,374	1,778
NPV10 (BT) \$MM	6	11	20	28

Potential to **increase reserves and recoveries** with extensive inventory of unbooked future development drilling opportunities and EOR techniques

¹) Based on Gran Tierra McDaniel Reserves Report with an effective date of December 31, 2025.

SIMONETTE OVERVIEW



50%
Working Interest



**No Expiry
Concerns**
Contract Expiry



~1,230 BOEPD
Q3 YTD Production

~1,340 BOEPD
Q3 2025 Production

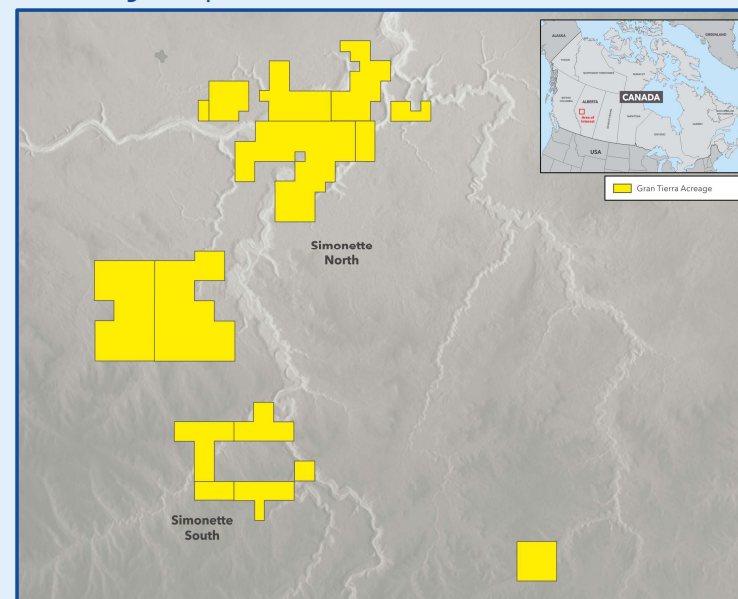
Asset Overview

- » Active Montney Oil horizontal development under the **Joint Venture** agreement between **GTE and Logan Energy**
- » Continuing to see strong operating performance, with recently drilled Lower Montney wells meeting or exceeding type curve expectations, **reinforcing confidence in the asset's development potential**
- » To date, 3 surface holes have been drilled from the 6-9 pad and are currently drilling the 16-14-061-01W6 well in the lateral section; planning to bring 5 gross wells onstream in **the second half of 2026**
- » Contiguous land position for development of Lower and Middle Montney oil and liquids-rich gas development
- » Majority of land held by production, providing long term time horizons for future development
- » Key infrastructure ownership including oil batteries, pipelines and water storage facilities

Advanced technology for **multi-zone** oil development



Activity Map



Reserves

Summary December 31, 2025 ¹	PDP	1P	2P	3P
Oil + NGL (MMBBL)	1	6	13	16
Gas (BCF)	6	27	63	80
Total (MMBOE)	2	10	23	30
NPV10 (BT) \$MM	33	69	170	264

1) Based on Gran Tierra McDaniel Reserves Report with an effective date of December 31, 2025.

CENTRAL OVERVIEW



49%
Working Interest



**No Expiry
Concerns**
Contract Expiry



~12,000 BOEPD
Q3 YTD Production

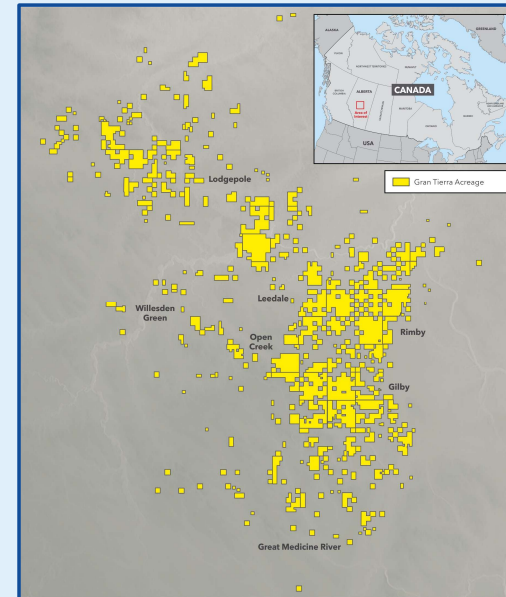
~11,250 BOEPD
Q3 2025 Production

Asset Overview

- » Extensive land base with ~327,000 net acres, majority of the land is held by production with negligible land expiries.
- » All season access with high-grade roads.
- » Ownership in strategic infrastructure with gas processing, compression, pipelines and LACT connected oil facilities providing egress optionality and 3rd party revenue
- » Extensive drilling inventory of oil and liquids rich gas from multiple prospective geological targets



Activity Map



Reserves

Summary December 31, 2025 ¹	PDP	1P	2P	3P
Oil + NGL (MMBBL)	16	19	35	44
Gas (BCF)	87	110	215	269
Total (MMBOE)	30	37	72	90
NPV10 (BT) \$MM	213	248	432	558

Significant **light oil resource** & prolific **liquid-rich gas** development

1) Based on Gran Tierra McDaniel Reserves Report with an effective date of December 31, 2025.

WAPITI OVERVIEW



27%
Working Interest



**No Expiry
Concerns**
Contract Expiry



~2,800 BOEPD
Q3 YTD Production

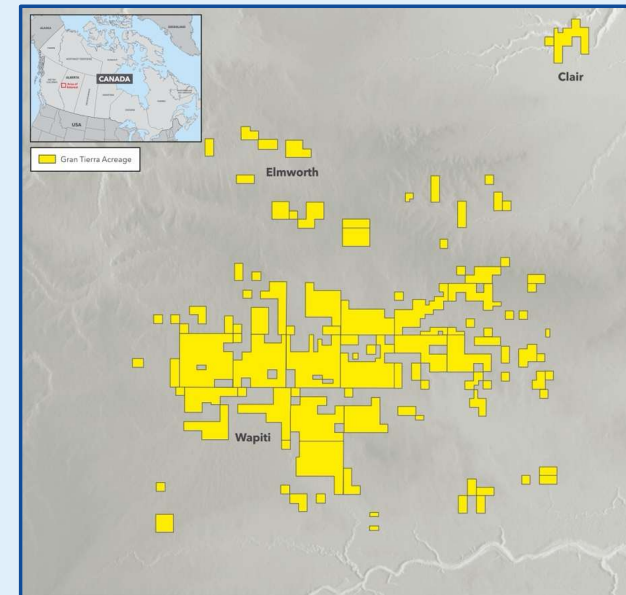
~2,700 BOEPD
Q3 2025 Production

Asset Overview

- » Extensive contiguous land base of ~87,000 net acres covering multiple horizons with no expiry concerns
- » Stacked proven oil and liquids-rich gas reservoirs
- » Contiguous land position supports enhanced economics through Extended Reach horizontal drilling
- » Suite of strategic infrastructure includes key gas facility ownership, compression, pipelines and LACT-connected oil facilities



Activity Map



Reserves

Summary December 31, 2025 ¹	PDP	1P	2P	3P
Oil + NGL (MMBBL)	2	3	7	8
Gas (BCF)	17	23	60	74
Total (MMBOE)	5	6	17	21
NPV10 (BT) \$MM	23	38	89	118

Multizone pad sites, development **efficiencies** & runway for future growth

1) Based on Gran Tierra McDaniel Reserves Report with an effective date of December 31, 2025.

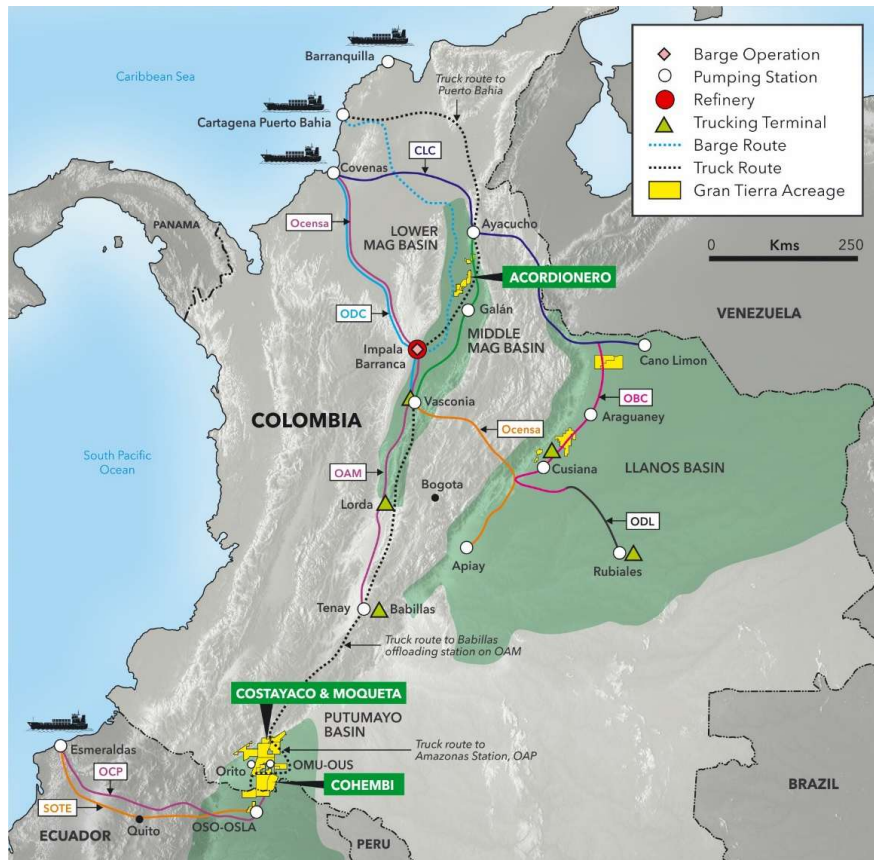
MARKETING & TRANSPORTATION

Slide 27

www.grantierra.com



ACCESS TO EXISTING TRANSPORTATION INFRASTRUCTURE IN ECUADOR AND COLOMBIA



Gran Tierra benefits from large spare capacity in pipelines & trucking throughout **Colombia & Ecuador**, which leads to:



Strong oil prices linked to Brent



Narrow oil price differentials



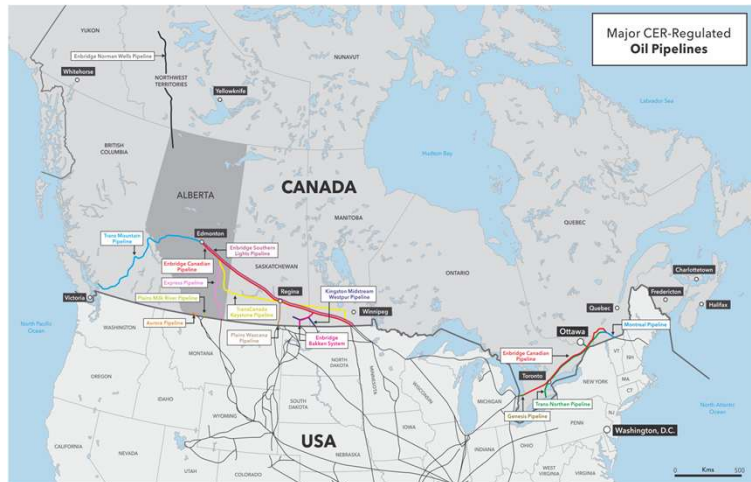
Short cycle times

Quick access to **world markets** through major export terminals

	Transportation	Export Point
Putumayo (Costayaco, Moqueta, Others)	Truck + pipeline	Esmeraldas (Ecuador)
	Pipeline	Tumaco (Colombia)
	Truck + pipeline	Coveñas (Colombia)
Oriente (Bocachico, Charapa)	Truck + pipeline	Esmeraldas (Ecuador)-Balao
Middle Magdalena (Acordionero, Others)	Truck or truck + barge	Cartagena (Colombia)
	Truck	Barranquilla (Colombia)
	Truck + pipeline	Coveñas (Colombia)

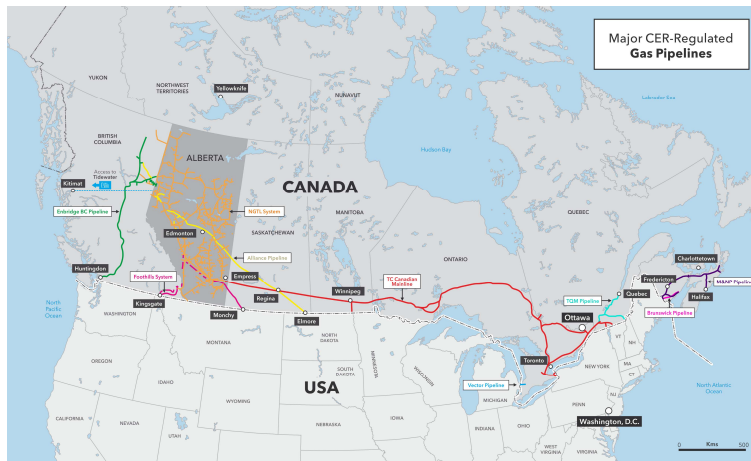
Gran Tierra benefits from **significant oil takeaway** capacity & no infrastructure bottlenecks

TRANSPORTATION AND INFRASTRUCTURE IN CANADA



Key Oil Takeaway Projects

	Line 3 Replacement (Enbridge)	Trans Mountain Expansion Project (Government of Canada)
Project Details	Replace all remaining segments of L3 from Hardisty, AB to Superior, WI	The TMX Project twins the existing Trans Mountain pipeline system in Alberta and BC
In Service Date	October 2021	May 2024
Capacity Increase	370 mbbbl/day	590 mbbbl/day
Product	Light crude	Heavy and light crude, and refined products



Key Natural Gas/LNG Takeway Projects

Project	Export Capacity (Bcf/day)	Status	Estimated Service Date
LNG Canada Phase I	2.1	In Service	
LNG Canada Phase II	2.1	Near FID	2030+
Woodfibre LNG	0.3	Under Construction	2027E
Cedar LNG	0.4	Under Construction	2028E
Ksi Lisims LNG	1.7	Near FID	2030+

LNG Canada Phase 1 export capacity represents over 10% of current natural gas production in the Western Canadian Sedimentary Basin – a significant increase in takeaway capacity

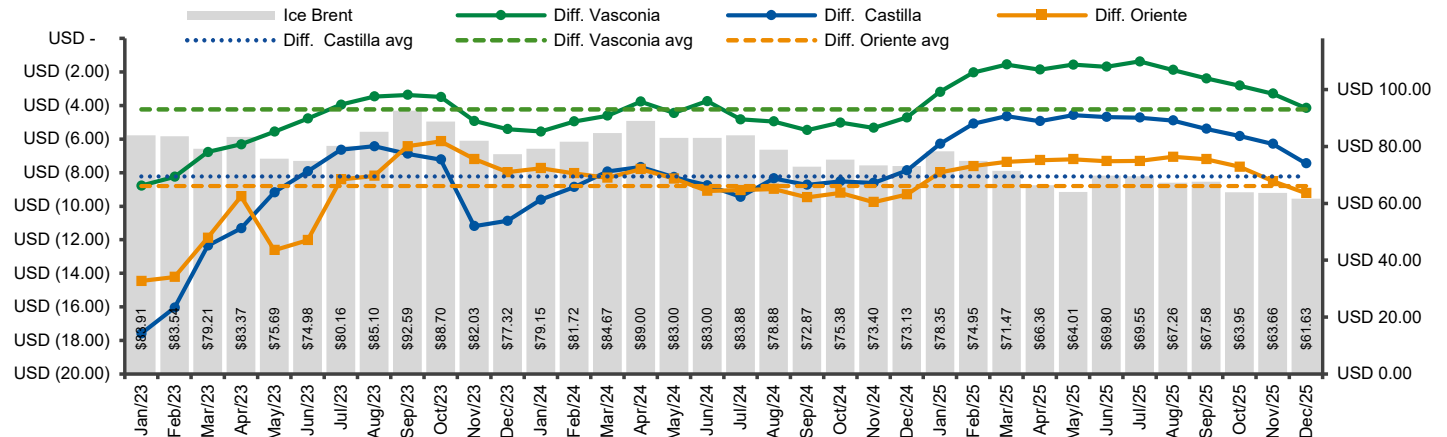
In recent years, Canada has **added significant takeaway capacity** reducing egress issues

COMMODITY PRICING



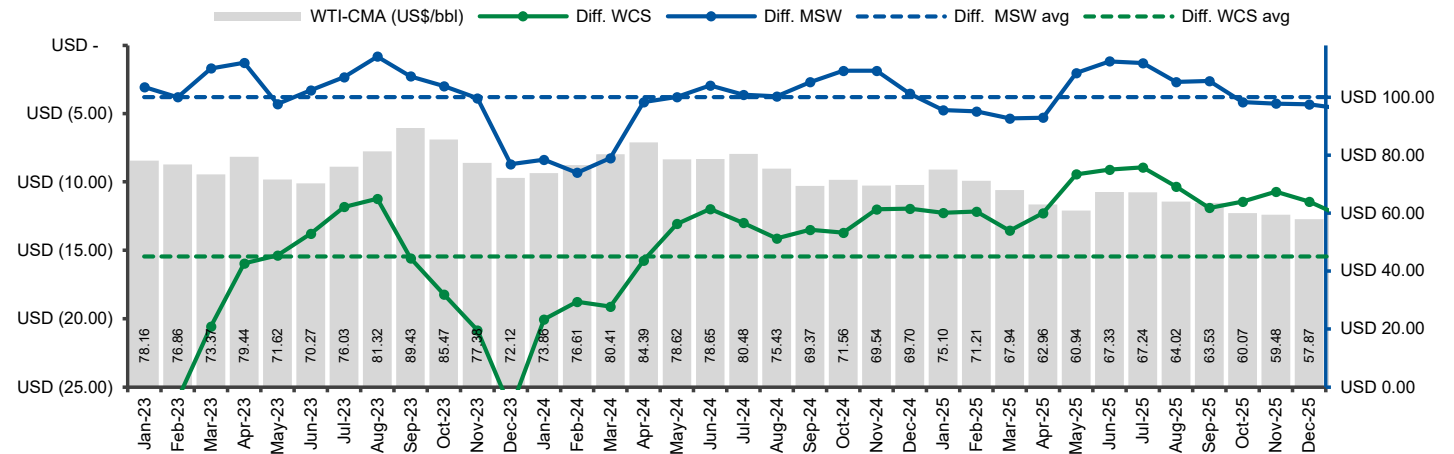
South America - Key Differentials

- » Crude oil prices strong in Colombia & Ecuador with steady, narrow differentials, unlike in the US & Canada; current differentials to Brent
- » GTE's production is 100% oil in South America
- » Strong operating netbacks and balance sheet reduce need for long-term hedging



North America - Key Differentials

- » Differentials have materially tightened and remain strong post tariff announcements
- » Majority of GTE's Canadian oil is priced at MSW



Differentials have materially **tightened and remain strong**

EXPLORATION OVERVIEW

Slide 31



www.grantierra.com



2026+ DIVERSIFIED OPPORTUNITY PORTFOLIO



FOCUSED ON SHORT-CYCLE TIMES, PROVEN BASINS & ACCESS TO INFRASTRUCTURE



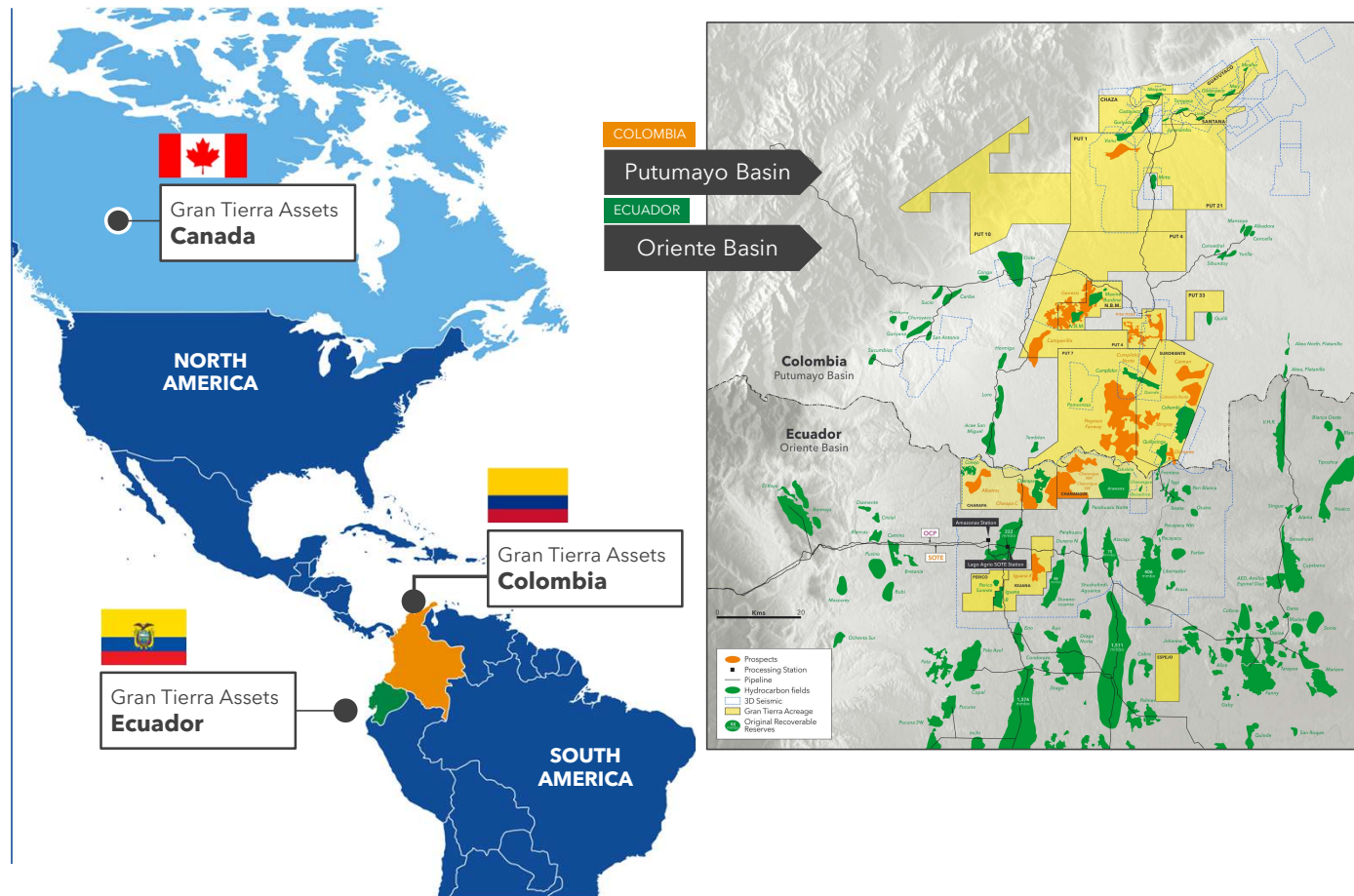
Portfolio in **5 proven multizone basins**



18+ reservoirs
10+ oil / **4+** LRG /
4+ gas—diversified



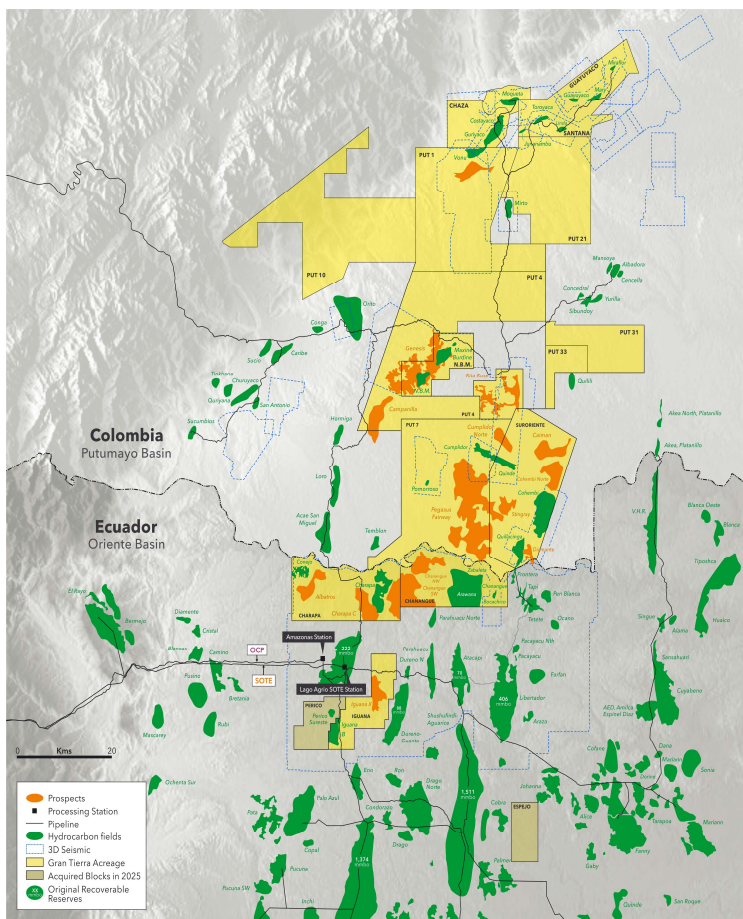
**Predictive mapping
& high-quality
reservoirs**



Focused on **maximizing the value** of our diversified portfolio in 2026

1) URPR = Unrisked Recoverable Prospective Resources / LRG = Liquids Rich Gas.

HIGH IMPACT EXPLORATION PORTFOLIO



PUTUMAYO & ORIENTE: UNDEREXPLORED, PROVEN BASINS

» Colombia's Putumayo basin is underexplored due to past above-ground security issues, now mitigated by Peace Agreement



7 TIMES the area for seismic coverage¹ in the Oriente
» 3,400 km² vs 25,150 km²

» Same geology as Ecuador, where over 7 billion bbls of oil has been produced¹



5 TIMES higher well density
» 135 wells/10,000km² vs 618 wells/10,000km²

» Gran Tierra holds approximately **118 MMBBL** of mean unrisked prospective resources⁴ across its South American portfolio, which highlights the depth of Gran Tierra's exploration inventory and provides a meaningful long-term development runway



9 TIMES more fields >20 MMBBL
» 7 vs 61

Basin ¹	Total Basin			GTE
	Cumulative Production ¹ (Bn boe)	Original 2P Reserves ¹ (Bn boe)	2025 Production ² (Kbbls/day)	Net Land Position (MM acres)
Putumayo	0.6	0.8	19	0.8
Oriente	7.6	10.6	414	0.2

GTE is the **largest landholder and producer in the Putumayo** and holds 5 blocks in the Oriente Basin

1. IHS Edin (Energy Data Interface Network).

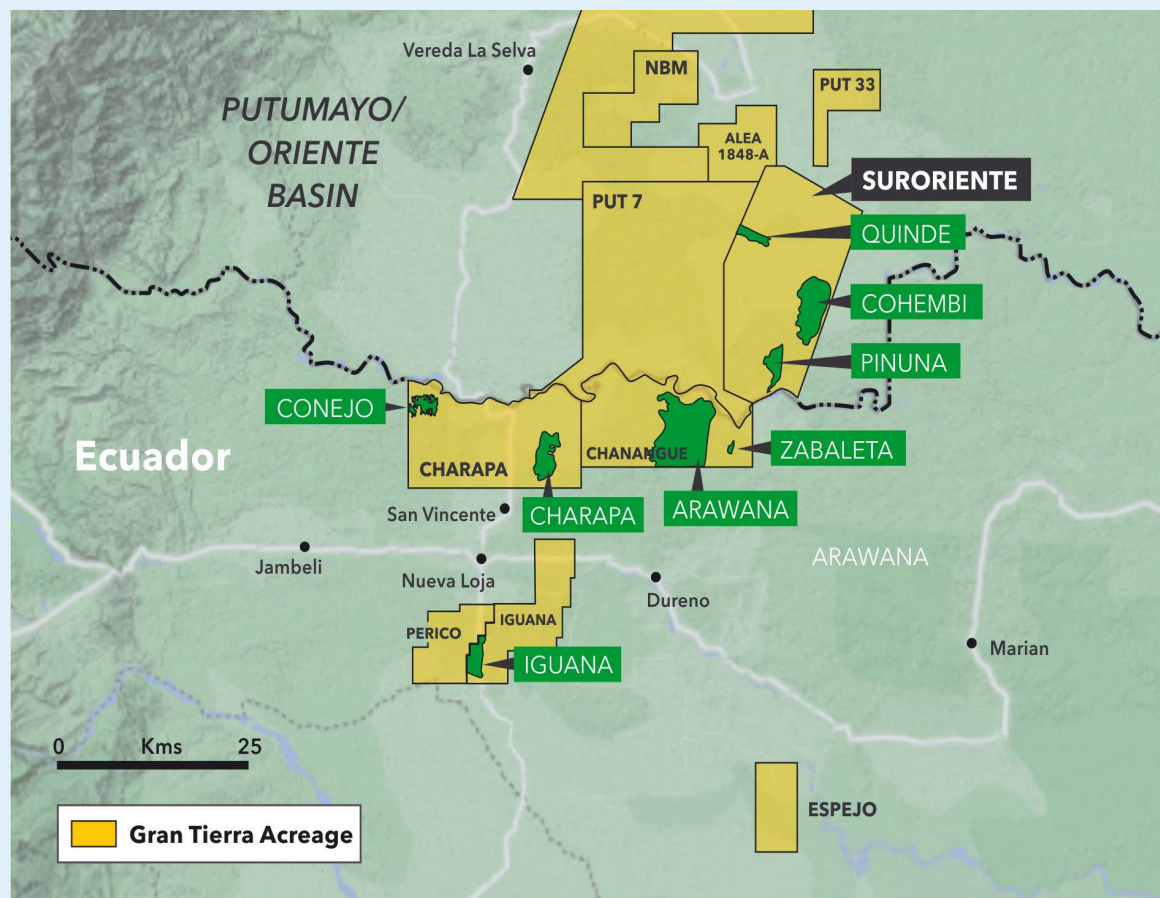
2. <https://www.anh.gov.co/> and <https://controlhidrocarburos.gob.ec/biblioteca/>

3. "Certain information in this slide may constitute "analogous information" as defined in NI 51-101. Refer to Appendix for "Presentation of Oil & Gas Information - Analogous Information."

4. For additional information regarding the Company's prospective resources, including the significant positive and negative factors relevant to the estimate, chance of discovery and chance of development, and a description of the applicable projects and related information, see the GTE 2025 Statement of Reserves Data dated January 28, 2026.

5. Gran Tierra's Statement of Reserves Data and Other Oil and Gas Information on Form 51-101F1 dated effective as at December 31, 2025 (the "GTE 2025 Statement of Reserves Data"), which includes disclosure of its oil and gas reserves, contingent and prospective resources and other oil and gas information in accordance with NI 51-101 and COGEH, is available on SEDAR+ at www.sedarplus.ca.

13 OIL DISCOVERIES IN ECUADOR



- » Gran Tierra holds **almost 1 million acres** between the Oriente and Putumayo basins
- » Gran Tierra has made 13 discoveries in Ecuador including most recently:
 - **Conejo A-2¹**: Has produced at stabilized rates of ~1,500 BOPD with 29.6-degree API gravity oil from the Hollin formation.
 - **Conejo A-1¹**: Has produced ~1,500 BOPD with 26.8-degree API gravity oil from the Basal Tena formation.
- » To end 2025, Gran Tierra was producing **~10,000 BOPD from Ecuador**
- » In December Gran Tierra closed the acquisition of the Perico and Espejo blocks which totalled ~1,700 BOPD which Gran Tierra **paid less than 1.0 times EBITDA**
- » Concurrent development planned for the Perico and Iguana blocks
- » Expected **ramp up of ~20,000 BOPD** from Ecuador in the medium term

Material production growth options building on recent oil discoveries and acquisition


1. See the December 10, 2025 Press Release for related testing parameters and disclosures.

ACQUISITION LOOKBACK

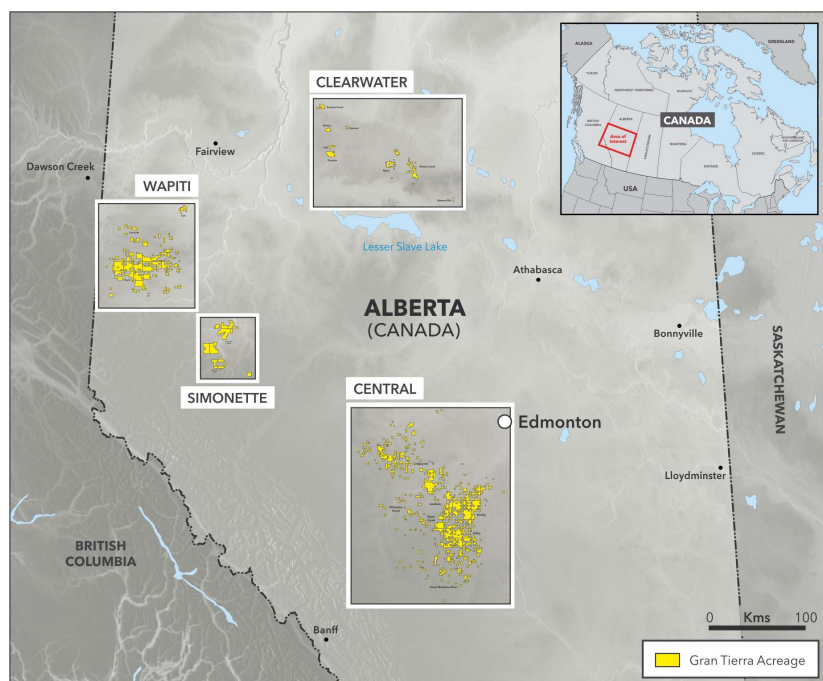
Slide 35



www.grantierra.com



CANADA ACQUISITION LOOKBACK



Net purchase price¹ of \$150MM USD

Highlights



Size and Scale Increased production, higher reserve base and larger asset portfolio with exciting and economic plays



Natural Gas Upside Enhanced the portfolio with upside potential of natural gas resources of up to 1 Tcf



Improved Rating Ratings agencies upgraded and/or improved their outlook following the acquisition



Country Diversification Added another country reducing the impact of geopolitical risk over the portfolio



Logan JV

- » Acceleration of cashflows and immediate monetization of portion of Canadian portfolio
- » Creates partnership with a strong Montney Operator
- » Provides access to Logan's infrastructure
- » Synergistic operations drive cost savings



Proven Hydrocarbon Basins

World-class program targeting large prospect inventory across proven plays in Alberta



Access to Established Infrastructure

Spare capacity in pipelines & trucking, leads to strong oil prices, short cycle times & quick access to markets



Stable Economic Environment

Economic environments that include contract sanctity, rule of law & encourage foreign direct investment and resource development



Competitive Fiscal Regime

Flexible, progressive fiscal regimes with sliding scale royalty or contractor take that are among the best in the world

New country entry adds scale, resources and diversified product streams

1) The purchase price is presented net of the proceeds received from the Simonette & UKN S disposition US\$44 million & US\$7.5 million respectively



GRAN TIERRA'S FOCUSED STRATEGY



WHY CANADA FITS ACQUISITION CHECKLIST




Canada is an excellent fit for **Gran Tierra's strategy**

ESG

Slide 38



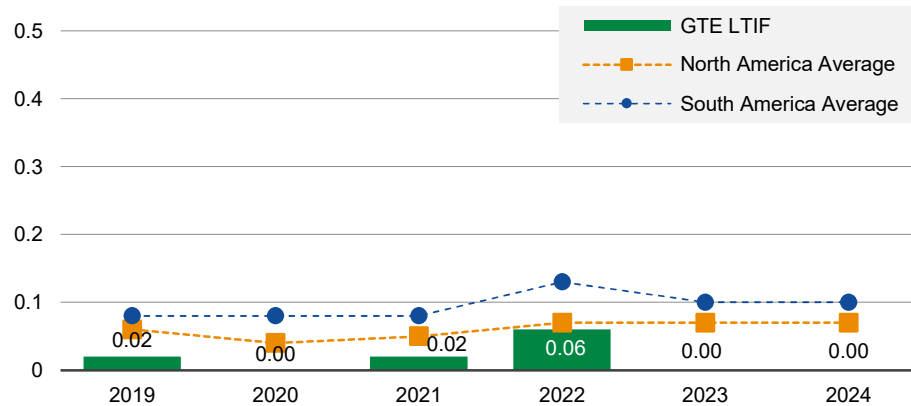
www.grantierra.com



HSE IS A **KEY PRIORITY** AT GRAN TIERRA



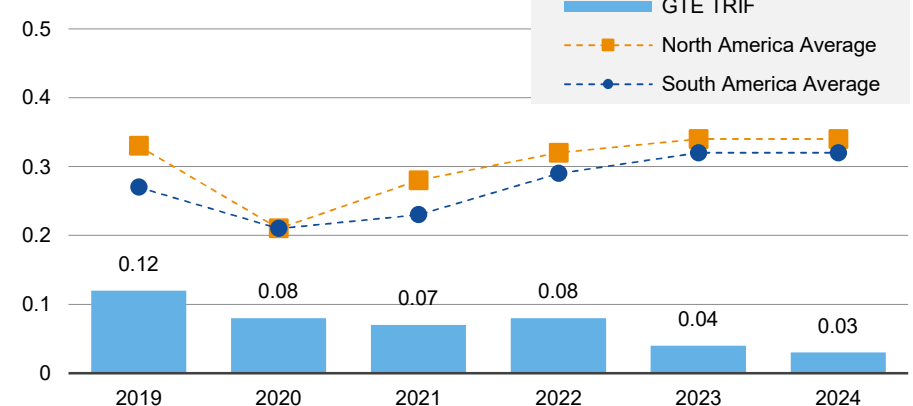
LTIF^{1,3}



LTIF (Accidents)	
0.00 2023 Target= 0.05	0.00 2024 Target= 0.04

AAR (Road Safety)	
0.07 2023 Target= 0.44	0.27 2024 Target= 0.40

TRIF^{2,3}



Fatalities	
0 2023 Target= 0	0 2024 Target= 0

TRIF (Incidents)	
0.04 2023 Target= 0.14	0.03 2024 Target= 0.11

2024

- » 1st **field management visit** to Alberta operation
- » **Safety Family Month**

2025

- » Since 2022, Gran Tierra has achieved a record of **32 million person-hours equating to more than 3 years without a lost time injury**

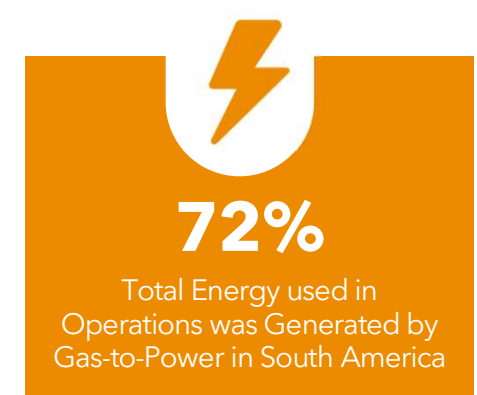
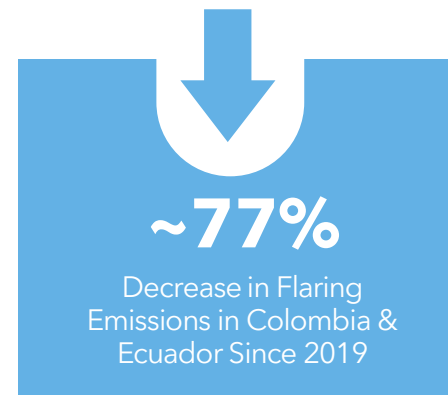
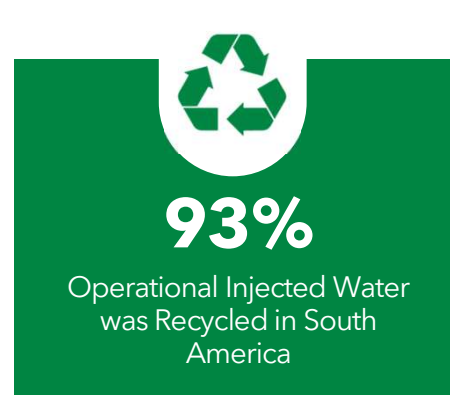
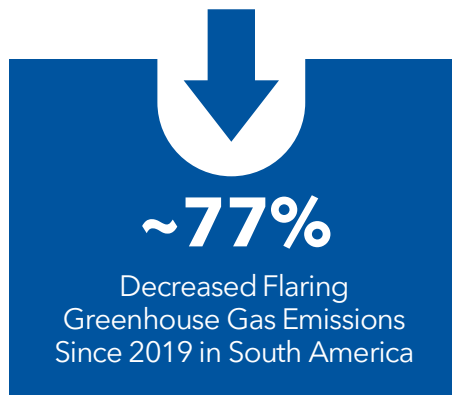
Consistently **the best performer** in LTIF and TRIF year-over-year³

1) LTIF: Lost Time Incident Frequency. $LTIF = ((\text{Fatalities Cases} + \text{Lost Time Incident Cases}) / \text{Man Hours}) \times 200000 \text{ MH}$

2) TRIF: Total Recordable Incident Frequency. $TRIF = ((\text{Fatalities Cases} + \text{Lost Time Incident Cases} + \text{Restricted Work Cases} + \text{Medical Treatment Cases}) / \text{Man Hours}) \times 200000 \text{ MH}$

3) South America and North America benchmark for 2024 is utilizing the currently available IOGP 2023 Performance Data Adjusted for North and South America

ENVIRONMENTAL HIGHLIGHTS



Scope 1 and Scope 2, emissions reduction, and water reduction statistics reflect Gran Tierra's 2024 data for South America. This data is subject to change.



Gran Tierra has been awarded a **MSCI ESG rating of "A"**

Gran Tierra is Focused on Emissions Reductions in Three Key Areas:

1) Through Consistent, Transparent, and Expanded Reporting 2) Our Nature-based Solutions and 3) Gas-to-power Projects

REPORTING



GTE releases a **SASB REPORT** annually along with a **TCFD ANNEX**

NATURE



+1,900,000 TREES planted and **+5,300 HECTARES OF LAND** conserved, preserved, or reforested

GAS-TO-POWER



Converting excess gas produced from GTE's wells into power **REDUCES FLARING AND GREENHOUSE GAS EMISSIONS**

GTE's environmental focus provides the company social licence to operate across countries

View Gran Tierra's 2024 Sustainability Report here: www.grantierra.com/esg

IMPACT INVESTMENT & HUMAN RIGHTS

BIODIVERSITY PROTECTION – ECONOMIC DEVELOPMENT – HUMAN RIGHTS



689

FAMILIES



689 families are producing high-quality cocoa through the NaturAmazonas program. In 2024, one of the world's largest buyers of cocoa purchased 10 tons of their deforestation-free organic cocoa, which was sold to European markets.

+5,300

HECTARES



GTE's conservation footprint of +5,300 hectares is ~35 times larger than our operational footprint of 153 hectares in South America.

+2,300

YOUTH



In 2024, more than 2,300 youth participated in the "Preventing Child Recruitment" program, that increases resilience in vulnerable children and reduces their susceptibility to substance abuse and militia recruitment.

Voluntary

PRINCIPLES
INITIATIVE



GTE has been accepted by the Voluntary Principles Initiative (VPI) as an official member of the Voluntary Principles for Security and Human Rights world-wide initiative.

GTE goes Beyond Compliance by offering significant training and employment opportunities, prioritizing local goods and services, and voluntarily investing in social, human rights, and environmental projects

APPENDIX

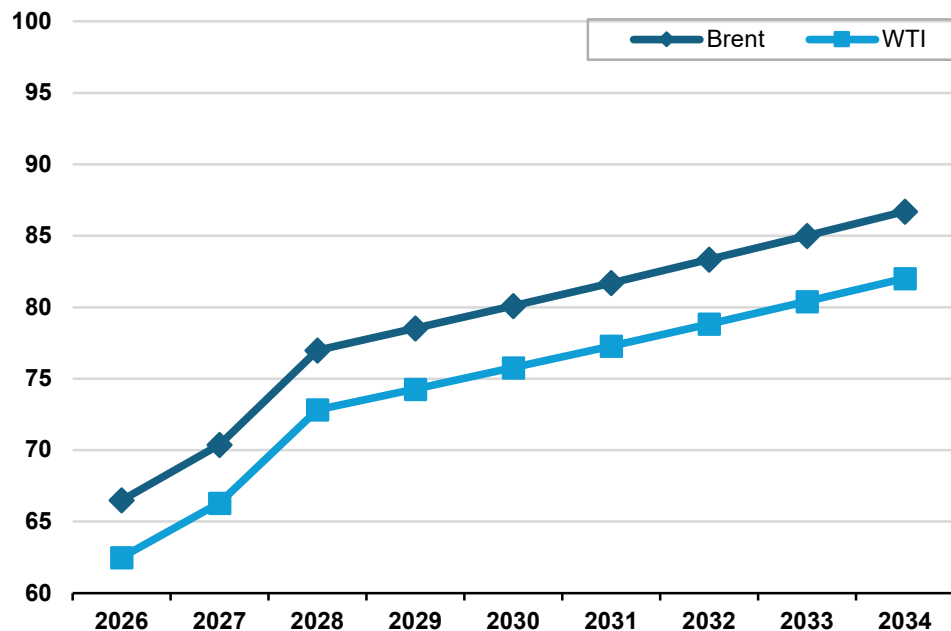
Slide 42

www.grantierra.com



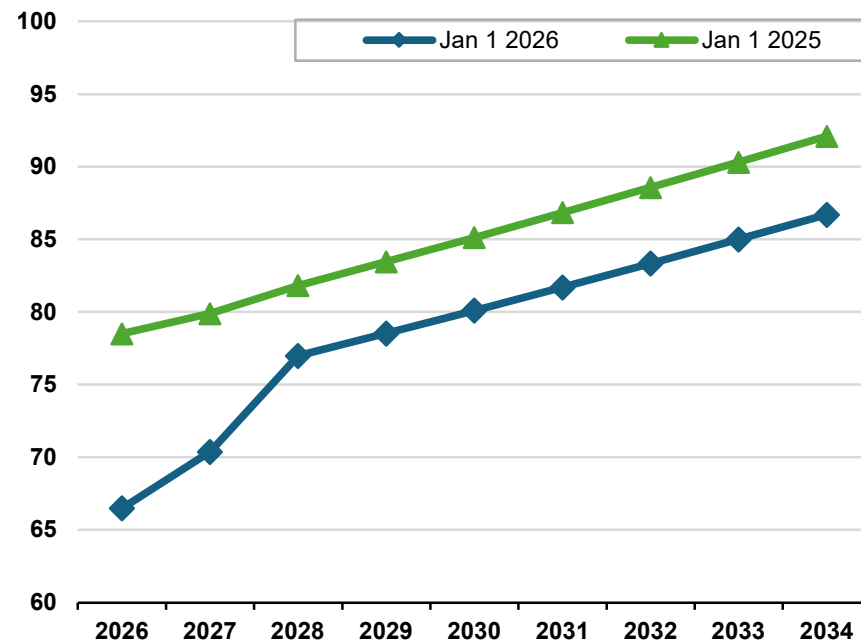
MCDANIEL PRICE DECKS

JANUARY 1, 2026 OIL PRICE (US\$/BBL)



1) As per McDaniel's prices deck assumptions.

BRENT COMPARISON (US\$/BBL)



ASSET MANAGEMENT SECTION

WATERFLOODING - FOOTNOTES



- 1) Source: SNF Floerger Oil & Gas – “Enhanced Oil Recovery”
 - 2) Copyright 1991, SPE, from JPT, October 1991
 - 3) <https://www.spe.org/en/industry/increasing-hydrocarbon-recovery-factors/>
 - 4) PIP: Pump uptake pressure
 - 5) Based on Gran Tierra McDaniel Reserves Report with an effective date of December 31, 2025
 - 6) Based on McDaniel 2P OOIP; subject to qualifications in McDaniel’s December 31, 2025 Reserves Report
 - 7) South Putumayo includes Surorienté (2P OOIP is presented 100% gross, GTE has a 52% WI) and PUT-7.
 - 8) Costayaco OOIP Based off formations subject to waterflood (T & Caballos)
- Note: Third party studies presented not a guarantee of results of GTE’s waterflood efforts.

GLOSSARY OF TERMS



NON-GAAP TERMS

Funds flow from operations (Funds flow or FFO): is defined as net income or loss adjusted for DD&A expenses, deferred tax expense or recovery, stock-based compensation expense, amortization of debt issuance costs, non-cash lease expense, lease payments, unrealized foreign exchange gains or losses, unrealized derivative instruments gains or losses, other financial instruments gains or losses, and other non-cash gains or losses.

Operating Netback: is defined as gross profit less depletion and accretion related to producing assets. Management believes that operating netback is a useful supplemental measure for management and investors to analyze financial performance and provides an indication of the results generated by our principal business activities prior to the consideration of other income and expenses.

EBITDA and Adjusted EBITDA: Net income adjusted for DD&A expenses, interest expense and income tax expense or recovery ("EBITDA") and adjusted EBITDA, as presented, is defined as EBITDA adjusted for non-cash lease expense, lease payments, foreign exchange gains or losses, unrealized derivative instruments gains or losses, other financial instruments gains or losses, other non-cash gains or losses, and stock-based compensation expense.

Free cash flow (FCF): GAAP "net cash provided by operating activities" less projected capital spending. Management believes that free cash flow is a useful supplemental measure for management and investors in order to evaluate the financial sustainability of the Company's business.

Net Debt: is defined as senior notes and borrowings under the credit facility less projected cash.

Reserve Life Index (RLI): means the reserves for the particular reserve category divided by annualized 2025 fourth quarter production

Finding, development and acquisition costs (FD&A Costs): FD&A costs are calculated as estimated exploration and development capital expenditures, including acquisitions and dispositions, divided by the applicable reserves additions both before and after changes in FDC costs. The calculation of F&D costs incorporates the change in FDC required to bring reserves into production.

These non-GAAP measures do not have a standardized meaning under GAAP. Investors are cautioned that these measures should not be construed as an alternative to net income or loss or other measures of financial performance as determined in accordance with GAAP. Gran Tierra's method of calculating these measures may differ from other companies and, accordingly, it may not be comparable to similar measures used by other companies. These non-GAAP financial measures are presented along with the corresponding GAAP measure so as to not imply that more emphasis should be placed on the non-GAAP measure.

OIL & GAS

Barrel (**bbl**)

Barrels of oil per day (**bopd**)

Thousand cubic feet (**Mcf**)

Barrels of oil equivalent (**BOE**)

Barrels of oil equivalent per day (**BOEPD**)

Million barrels of oil equivalent (**MMBOE**)

Million barrels of oil (**MMBBL**)

Billion barrels of oil (**BNBBL**)

Net after royalty (**NAR**)

Net Asset Value (**NAV**)

Net present value before tax (**NPV BT**)

Net present value after tax (**NPV AT**)

Original oil in place (**OOIP**)

Thousand BOPD (**KBOPD**)

Barrels of oil per day (**BOPD**)

NON-GAAP MEASURES



Forward-Looking Non-GAAP Measures

This presentation includes forward-looking non-GAAP financial measures as further described herein. These non-GAAP measures do not have a standardized meaning under GAAP. Investors are cautioned that these measures should not be construed as an alternative to net income or loss or other measures of financial performance as determined in accordance with GAAP. Gran Tierra's method of calculating these measures may differ from other companies and, accordingly, it may not be comparable to similar measures used by other companies unless otherwise stated herein. These non-GAAP financial measures are presented along with the corresponding GAAP measure so as to not imply that more emphasis should be placed on the non-GAAP measure. Gran Tierra is unable to provide forward-looking net income, net cash provided by operating activities, and gross profit, the GAAP measures most directly comparable to the non-GAAP measures EBITDA, free cash flow and operating netback, respectively, due to the impracticality of quantifying certain components required by GAAP as a result of the inherent volatility in the value of certain financial instruments held by the Company and the inability to quantify the effectiveness of commodity price derivatives used to manage the variability in cash flows associated with the forecasted sale of its oil and natural gas production and changes in commodity prices.

EBITDA as presented is defined as projected 2026 net income adjusted for DD&A expenses, interest expense and income tax expense or recovery. The most directly comparable GAAP measure is net income. Management uses this financial measure to analyze performance and income or loss generated by our principal business activities prior to the consideration of how non-cash items affect that income, and believes that this financial measure is also useful supplemental information for investors to analyze performance and our financial results. Gran Tierra is unable to provide a quantitative reconciliation of forward-looking EBITDA to its most directly comparable forward-looking GAAP measure because management cannot reliably predict certain of the necessary components of such forward-looking GAAP measure.

Funds flow from operations (also referred to herein as "funds flow" or "FFO"), as presented, is defined as net income or loss adjusted for DD&A expenses, deferred tax expense or recovery, stock-based compensation expense, amortization of debt issuance costs, non-cash lease expense, lease payments, unrealized foreign exchange gains or losses, unrealized derivative instruments gains or losses, other financial instruments gains or losses, and other non-cash gains or losses. Management uses this financial measure to analyze liquidity and cash flows generated by Gran Tierra's principal business activities prior to the consideration of how changes in assets and liabilities from operating activities and cash settlement of asset retirement obligation affect those cash flows, and believes that this financial measure is also useful supplemental information for investors to analyze Gran Tierra's liquidity and financial results. Gran Tierra is unable to provide a quantitative reconciliation of forward-looking free cash flow to its most directly comparable forward-looking GAAP measure because management cannot reliably predict certain of the necessary components of such forward-looking GAAP measure.

Free cash flow as presented is defined as GAAP projected "net cash provided by operating activities" less projected 2026 capital spending. The most directly comparable GAAP measure is net cash provided by operating activities. Management believes that free cash flow is a useful supplemental measure for management and investors in order to evaluate the financial sustainability of the Company's business. Gran Tierra is unable to provide a quantitative reconciliation of forward-looking free cash flow to its most directly comparable forward-looking GAAP measure because management cannot reliably predict certain of the necessary components of such forward-looking GAAP measure.

Net debt as presented is defined as senior notes and borrowings under the credit facility less projected cash. Management believes that net debt is a useful supplemental measure for management and investors to in order to evaluate the financial sustainability of the Company's business and leverage. The most directly comparable GAAP measure is total debt. Gran Tierra is unable to provide a quantitative reconciliation of forward-looking net debt to its most directly comparable forward-looking GAAP measure because management cannot reliably predict certain of the necessary components of such forward-looking GAAP measure.

Operating netback, as presented, is defined as gross profit less depletion and accretion related to producing assets. Management believes that operating netback is a useful supplemental measure for management and investors to analyze financial performance and provides an indication of the results generated by our principal business activities prior to the consideration of other income and expenses. Gran Tierra is unable to provide a quantitative reconciliation of forward-looking operating netback to its most directly comparable forward-looking GAAP measure because management cannot reliably predict certain of the necessary components of such forward-looking GAAP measures.

Non-GAAP Ratios

A non-GAAP ratio is a financial measure disclosed in the form of a ratio, fraction, percentage or similar representation and that has a non-GAAP financial measure as one or more of its components. Net Debt: EBITDA is a non-GAAP ratio and it does not have any standardized meaning under GAAP. Therefore, it is unlikely to be comparable to similar measures presented by other issuers. We define Net Debt: EBITDA as net debt divided by EBITDA. Both net debt and EBITDA are non-GAAP financial measures. For further details on net debt and EBITDA refer to "Glossary of Terms" elsewhere in this presentation. We believe that Net Debt: EBITDA is a useful financial measure to investors and Company management in order to assess the financial leverage and liquidity of the Company.

PRESENTATION OF OIL & GAS INFORMATION



Presentation of Oil & Gas Information

BOEs have been converted on the basis of six thousand cubic feet ("Mcf") natural gas to 1 barrel of oil. BOEs may be misleading, particularly if used in isolation. A BOE conversion ratio of 6 Mcf: 1 bbl is based on an energy equivalency conversion method primarily applicable at the burner tip and does not represent a value equivalency at the wellhead. In addition, given that the value ratio based on the current price of oil as compared with natural gas is significantly different from the energy equivalent of six to one, utilizing a BOE conversion ratio of 6 Mcf: 1 bbl would be misleading as an indication of value. Unless otherwise specified, in this presentation, all production is reported on a WI basis (operating and non-operating) before the deduction of royalties payable. Per BOE amounts are based on WI sales before royalties. References to a formation where evidence of hydrocarbons has been encountered is not necessarily an indicator that hydrocarbons will be recoverable in commercial quantities or in any estimated volume. Gran Tierra's reported production is a mix of light crude oil and medium, heavy crude oil, tight oil, conventional natural gas, shale gas and natural gas liquids for which there is no precise breakdown since the Company's sales volumes typically represent blends of more than one product type. Well test results should be considered as preliminary and not necessarily indicative of long-term performance or of ultimate recovery. Well log interpretations indicating oil and gas accumulations are not necessarily indicative of future production or ultimate recovery. If it is indicated that a pressure transient analysis or well-test interpretation has not been carried out, any data disclosed in that respect should be considered preliminary until such analysis has been completed. References to thickness of "oil pay" or of a formation where evidence of hydrocarbons has been encountered is not necessarily an indicator that hydrocarbons will be recoverable in commercial quantities or in any estimated volume.

Definitions

In this presentation:

- » "PUD" are proved undeveloped reserves
- » "PNP" are proved developed not producing reserves
- » "2P" are 1P reserves plus probable reserves.
- » "3P" are 1P plus 2P plus possible reserves.
- » "developed producing reserves" are those reserves that are expected to be recovered from completion intervals open at the time of the estimate. These reserves may be currently producing or, if shut-in, they must have previously been on production, and the date of resumption of production must be known with reasonable certainty.
- » "GAAP" means generally accepted accounting principles in the United States of America.
- » "NPV" means net present value.
- » "NPV10" means NPV discounted at 10%.
- » "possible reserves" are those additional reserves that are less certain to be recovered than probable reserves. There is a 10% probability that quantities actually recovered will equal or exceed sum of proved plus probable plus possible reserves. Possible reserves may be developed or undeveloped.
- » "probable reserves" are those unproved reserves that are less certain to be recovered than proved reserves. It is equally likely that actual remaining quantities recovered will be greater or less than sum of estimated proved plus probable reserves. Probable reserves may be developed or undeveloped.
- » "proved developed reserves" or "PDP" are those proved reserves that are expected to be recovered from existing wells and installed facilities or, if facilities have not been installed, that would involve a low expenditure (e.g., when compared to cost of drilling a well) to put reserves on production. Developed category may be subdivided into producing and non-producing.

- » "proved reserves" or "1P" are those reserves that can be estimated with a high degree of certainty to be recoverable. It is likely that actual remaining quantities recovered will exceed estimated proved reserves.
- » "reserves" are estimated remaining quantities of oil and natural gas and related substances anticipated to be recoverable from known accumulations, as of a given date, based on: (a) analysis of drilling, geological, geophysical and engineering data; (b) use of established technology; and (c) specified economic conditions, which are generally accepted as being reasonable. Reserves are classified according to degree of certainty associated with estimates.
- » "commercial resources" are those quantities of petroleum estimated, as of a given date, to be potentially recoverable from undiscovered accumulations by application of future development projects. There is no certainty that any portion of the prospective resources will be discovered. If discovered, there is no certainty that it will be commercially viable to produce any portion of the prospective resources. Commercial resources have both an associated chance of discovery and a chance of development. Not all exploration projects will result in discoveries. Chance that an exploration project will result in discovery of petroleum is referred to as "chance of discovery." Thus, for an undiscovered accumulation, chance of commerciality is product of two risk components: chance of discovery and chance of development. "undeveloped reserves" are those reserves expected to be recovered from known accumulations where a significant expenditure (e.g., when compared to the cost of drilling a well) is required to render them capable of production. They must fully meet the requirements of the reserves category (proved, probable, possible) to which they are assigned.
- » "contingent resources" are those quantities of petroleum estimated, as of a given date, to be potentially recoverable from known accumulations using established technology or technology under development, but which are not currently considered to be commercially recoverable due to one or more contingencies. Contingent resources should not be construed as reserves. There is no certainty that will be commercially viable to produce any of the contingent resources.
- » "prospective resources" are those quantities of petroleum estimated, as of a given date, to be potentially recoverable from undiscovered accumulations by application of future development projects. Prospective resources should not be construed as reserves or contingent resources. There is no certainty that any portion of the prospective resources will be discovered. If they are discovered, there is no certainty that will be commercially viable to produce any portion of the prospective resources.

Certain terms used in this presentation but not defined are defined in NI 51-101, CSA Staff Notice 51-324 - Revised Glossary to NI 51-101 Standards of Disclosure for Oil and Gas Activities ("CSA Staff Notice 51-324") and/or the COGEH and, unless the context otherwise requires, shall have the same meanings herein as in NI 51-101, CSA Staff Notice 51-324 and the COGEH, as the case may be.

Reserves Information

Unless otherwise expressly stated, all reserves values, future net revenue, ancillary information and any measure of oil and gas activities contained in this presentation is as at December 31, 2025 and has been prepared and calculated in accordance with Canadian National Instrument 51-101 – Standards of Disclosure for Oil and Gas Activities ("NI 51-101") and the Canadian Oil and Gas Evaluation Handbook ("COGEH") and derived from a report with an effective date of December 31, 2025 prepared by McDaniel & Associates Consultants ("McDaniel"), Gran Tierra's independent qualified reserves evaluator and auditor (the "GTE McDaniel December 31, 2025 Reserves Report"). Any reserves estimate or related information contained in this presentation as of a date other than December 31, 2025 has an effective date of December 31 of the applicable year and is derived from a report prepared by Gran Tierra's independent qualified reserves evaluator and auditor as of such date, and additional information regarding such estimate or information can be found in Gran Tierra's applicable Statement of Reserves Data and Other Oil and Gas Information on Form 51-101F1 filed on SEDAR at www.sedarplus.com.

PRESENTATION OF OIL & GAS INFORMATION



Reserves Information (continued)

Estimates of reserves provided in this presentation are estimates only and there is no guarantee that estimated reserves will be recovered. Actual reserves may be greater than or less than estimates provided in this presentation and differences may be material. All reserves assigned in the GTE McDaniel December 31, 2025 Reserves Report are located in Colombia, Ecuador and Canada and presented on a consolidated basis by foreign geographic area.

Estimates of net present value and future net revenue contained herein do not necessarily represent fair market value. Estimates of reserves and future net revenue for individual properties may not reflect the same level of confidence as estimates of reserves and future net revenue for all properties, due to the effect of aggregation. There is no assurance that the forecast price and cost assumptions applied by McDaniel in evaluating Gran Tierra's reserves will be attained and variances could be material.

All evaluations of future net revenue contained in the GTE McDaniel December 31, 2025 Reserves Report are estimated using forecast prices and costs, arising from the anticipated development and production of reserves, after the deduction of royalties, operating costs, development costs, production costs and abandonment and reclamation costs but before consideration of indirect costs such as administrative, overhead and other miscellaneous expenses. It should not be assumed that the estimates of future net revenues presented in this presentation represent the fair market value of the reserves. There are numerous uncertainties inherent in estimating quantities of crude oil, reserves and the future cash flows attributed to such reserves. The reserve and associated cash flow information set forth in the GTE McDaniel December 31, 2025 Reserves Report are estimates only. See the press release dated January 28, 2026 for more details and disclaimers.

References to a formation where evidence of hydrocarbons has been encountered is not necessarily an indicator that hydrocarbons will be recoverable in commercial quantities or in any estimated volume. Gran Tierra's reported production is a mix of light crude oil and medium and heavy crude oil for which there is no precise breakdown since the Company's oil sales volumes typically represent blends of more than one type of crude oil. Well test results should be considered as preliminary and not necessarily indicative of long-term performance or of ultimate recovery. Well log interpretations indicating oil and gas accumulations are not necessarily indicative of future production or ultimate recovery. If it is indicated that a pressure transient analysis or well-test interpretation has not been carried out, any data disclosed in that respect should be considered preliminary until such analysis has been completed. References to thickness of "oil pay" or of a formation where evidence of hydrocarbons has been encountered is not necessarily an indicator that hydrocarbons will be recoverable in commercial quantities or in any estimated volume.

Original oil-in-place (OOIP) refers to the total oil content of an oil reservoir and does not represent reserves or recoverable production, which may be materially less than OOIP estimates.

References in this presentation to IP30, IP90 and other short-term production rates of the Company are useful in confirming the presence of hydrocarbons, however such rates are not determinative of the rates at which such wells will commence production and decline thereafter and are not indicative of long-term performance or of ultimate recovery. While encouraging, readers are cautioned not to place reliance on such rates in calculating the aggregate production of the Company. The Company cautions that such results should be considered to be preliminary.

Oil and Gas Metrics

This presentation contains a number of oil and gas metrics, including free cash flow, reserve life index (RLI), net asset value per share, and reserves replacement, which do not have standardized meanings or standard methods of calculation and therefore such measures may not be comparable to similar measures used by other companies and should not be used to make comparisons. Such metrics have been included herein to provide readers with additional measures to evaluate the Company's performance; however, such measures are not reliable indicators of the future performance of the Company and future performance may not compare to the performance in previous periods.

- » Before tax and after tax free cash flow are non-GAAP terms and are called before tax and after tax future net revenue, respectively, in the GTE McDaniel December 31, 2025 Reserves Report. Management uses free cash flow as a measure of the Company's ability to fund its exploration program.
- » Reserve life index is calculated as reserves in the referenced category divided by the referenced estimated production. Management uses this measure to determine how long the booked reserves will last at current production rates if no further reserves were added.
- » Reserves replacement is calculated as reserves in the referenced category divided by estimated referenced production. Management uses this measure to determine the relative change of its reserve base over a period of time.
- » NAV per share is calculated as the applicable NPV10 (before or after-tax, as applicable) minus estimated net debt, divided by the number of shares of Gran Tierra's common stock issued and outstanding. Management uses NAV per share as a measure of the relative change of Gran Tierra's net asset value over its outstanding common stock over a period of time.

PRESENTATION OF OIL & GAS INFORMATION



Analogous Information

Certain information in this presentation may constitute “analogous information” as defined in NI 51-101, including, but not limited to, information relating to operations and oil and gas activities in Ecuador, the Putumayo & Oriente Basins hydrocarbon reserves and reserve life index in Colombia. Gran Tierra believes this information is relevant as it provides general information about the oil and gas activities in such basins where the Company is active. GTE is unable to confirm that the analogous information was prepared by an independent qualified reserves evaluator or auditor, or if the analogous information was prepared in accordance with the COGEH. Such information is not an estimate of reserves or production attributable to lands held or to be held by GTE and there is no certainty that the reserves and production data for the lands held or to be held by GTE will be similar to the information presented herein. The reader is cautioned that the data relied upon by GTE may be in error and/or may not be analogous to such lands to be held by GTE.

Disclosure of Reserves Information and Cautionary Note to U.S. Investors

Unless expressly stated otherwise, all estimates of proved developed producing, proved, probable and possible reserves and related future net revenue disclosed in this presentation have been prepared in accordance with NI 51-101. Estimates of reserves and future net revenue made in accordance with NI 51-101 will differ from corresponding estimates prepared in accordance with applicable U.S. Securities and Exchange Commission (“SEC”) rules and disclosure requirements of the U.S. Financial Accounting Standards Board (“FASB”), and those differences may be material. NI 51-101, for example, requires disclosure of reserves and related future net revenue estimates based on forecast prices and costs, whereas SEC and FASB standards require that reserves and related future net revenue be estimated using average prices for the previous 12 months. In addition, NI 51-101 permits the presentation of reserves estimates on a “company gross” basis, representing Gran Tierra’s working interest share before deduction of royalties, whereas SEC and FASB standards require the presentation of net reserve estimates after the deduction of royalties and similar payments. There are also differences in the technical reserves estimation standards applicable under NI 51-101 and, pursuant thereto, the COGEH, and those applicable under SEC and FASB requirements.

In addition to being a reporting issuer in certain Canadian jurisdictions, Gran Tierra is a registrant with the SEC and subject to domestic issuer reporting requirements under U.S. federal securities law, including with respect to the disclosure of reserves and other oil and gas information in accordance with U.S. federal securities law and applicable SEC rules and regulations (collectively, “SEC requirements”). Disclosure of such information in accordance with SEC requirements as of December 31, 2025 is included in the Company’s Annual Report on Form 10-K and in other reports and materials filed with or furnished to the SEC and, as applicable, Canadian securities regulatory authorities. Gran Tierra has not provided disclosure of oil and gas reserves in accordance with SEC requirements as of December 31, 2025, and US investors are referred to the Company’s SEC filings. The SEC permits oil and gas companies that are subject to domestic issuer reporting requirements under U.S. federal securities law, in their filings with the SEC, to disclose only estimated proved, probable and possible reserves that meet the SEC’s definitions of such terms. Gran Tierra has disclosed estimated proved, probable and possible reserves in its filings with the SEC. In addition, Gran Tierra prepares its financial statements in accordance with GAAP, which require that the notes to its annual financial statements include supplementary disclosure in respect of the Company’s oil and gas activities, including estimates of its proved oil and gas reserves and a standardized measure of discounted future net cash flows relating to proved oil and gas reserve quantities. This supplementary financial statement disclosure is presented in accordance with FASB requirements, which align with corresponding SEC requirements concerning reserves estimation and reporting.

The Company’s NPV10 differs from its GAAP standardized measure because SEC and FASB

standards require that (i) the standardized measure reflects reserves and related future net revenue estimated using average prices for the previous 12 months, whereas NI 51-101 reserves and related future net revenue are estimated based on forecast prices and costs and that (ii) the standardized measure reflects discounted future income taxes related to the Company’s operations. The Company believes that the presentation of NPV10 is useful to investors because it presents (i) relative monetary significance of its oil and natural gas properties regardless of tax structure and (ii) relative size and value of its reserves to other companies. The Company also uses this measure when assessing the potential return on investment related to its oil and natural gas properties. NPV10 and the standardized measure of discounted future net cash flows do not purport to present the fair value of the Company’s oil and gas reserves. The Company has not provided a reconciliation of NPV10 to the standardized measure of discounted future net cash flows because it is impracticable to do so.

All estimates of contingent resources disclosed in this press release have been prepared by McDaniel in accordance with NI 51-101 and the COGEH and are derived from the GTE McDaniel Resources Report with an effective date of December 31, 2025. Contingent resources are those quantities of petroleum estimated, as of a given date, to be potentially recoverable from known accumulations, but which are not currently considered commercially recoverable due to one or more contingencies. There is no certainty using established technology or technology under development that it will be commercially viable to produce any portion of the contingent resources disclosed herein. Investors should not view the disclosure of contingent resources in this press release as an estimate of reserves prepared in accordance with SEC requirements.

All estimates of prospective resources disclosed in this press release have been prepared by McDaniel in accordance with NI 51-101 and the COGEH and are derived from the GTE McDaniel Prospective Resources Report with an effective date of December 31, 2025. Prospective resources are those quantities of petroleum estimated, as of a given date, to be potentially recoverable from undiscovered accumulations by application of future development projects and are subject to both a chance of discovery and a chance of development. There is no certainty that any portion of the prospective resources disclosed herein will be discovered or, if discovered, will be commercially viable or developed. Investors should not view the disclosure of prospective resources in this press release as an estimate of reserves prepared in accordance with SEC requirements.

Investors are urged to consider closely the disclosures and risk factors in the Company’s Annual Report on Form 10-K and in the other reports and filings with the SEC, available from the Company’s website. These filings can also be obtained from the SEC’s website at www.sec.gov.



CONTACT US

500 CENTRE STREET SE, CALGARY,
ALBERTA, CANADA T2G 1A6

Investor Relations:

Tel: +1-403:265-3221
Email: info@grantierra.com

